










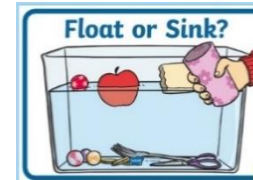
# St Margaret's-at-Cliffe CP School

## Home Learning

Class R w/b 13.04.20	Monday	Tuesday	Wednesday	Thursday	Friday
English	Easter Holidays	Easter Holidays	Easter Holidays	<p><a href="#">Phonics Play</a> – Phase 3 Buried Treasure.</p> <p>Share your favourite story with a grown up.</p>  <p>Discuss the story. E.g. Where is it set? Who are the main characters?</p>	<p><a href="#">Phonics Play</a> – Phase 3 Dragon's Den</p> <p>Can you draw and write some sentences to describe one of the characters from your favourite story?</p> 
Mathematics				<p>Home or <a href="#">online books</a>. Record in your reading record as usual.</p> <p>Play <a href="#">snakes and ladders</a> with your family.</p> 	<p>Play this game with a grown up. One person closes their eyes and the other person claps a number of times. Can the person with their eyes closed count how many times the other person has clapped? You will have to listen carefully!</p>
Topic				<p>Watch a Numberblocks clip each day at: <a href="#">BBC</a> or <a href="#">CBeebies</a>. Use this guide <a href="#">here</a> to give you ideas on what to do with your children whilst watching an episode.</p> <p>Joe Wicks PE – 9am <a href="#">live stream</a> / <a href="#">Cosmic Kids Yoga</a></p> 	



Float or Sink?  
Find 5 objects in your house.  
Before putting them in the water, make a prediction about whether it will float or sink?




[Grow a rainbow](#)



# How to Grow a Rainbow

You will need:

- Kitchen roll/paper towel
- Felt tip pens
- Two small bowls of water
- Paper clip
- Thread



1. Cut your kitchen roll into the shape of a rainbow.
2. Colour a rainbow with felt tips about 2 cm up on both sides.
3. Attach your paper clip to the top and tie a piece of thread to it. This will give you something to hold your rainbow with.
4. Fill each small container with water.
5. Hold your rainbow with the ends slightly submerged in the water then watch your rainbow grow!



## THE SCIENCE

A brief introduction to 'capillary action'! Water molecules like to stick to things - including themselves. Sticking to things is called *adhesion* and sticking to itself is called *cohesion*. The fibres in kitchen roll make lots of little holes. Water is 'sucked' through the holes because of adhesion (liking to stick to other things) and cohesion (liking to stick to itself) means the rest of the water follows. The water pressure will eventually slow down and the pressure of gravity will mean it stops moving.

@MrsBpriSTEM