




St Margaret's-at-Cliffe CP School Home Learning

Class 4

Week 3

27.4.20

Class 4 w/b 27.4.20	Monday	Tuesday	Wednesday	Thursday	Friday
<p>English</p>	<p>Cosmic Kids Yoga Word of the day</p> <p>Spelling Test Look, cover, say and write Learn new spellings for next Monday's quiz. Antiseptic Anticlockwise Antisocial Antidote Antibiotic Antivenom Anti-ageing Antifreeze Antiperspirant Antigravity In your journal, write them out into individual sentences and then list them in alphabetical order.</p>	<p>Cosmic Kids Yoga Word of the day</p> <p>SPAG Fronted adverbials Do not print worksheets just answer the questions in your journal.</p> <p>Self-mark.</p>	<p>Cosmic Kids Yoga Word of the day</p> <p>Comprehension Back to Earth with a Bump Read story – answer questions in complete sentences in your journal. Choose which level to complete but do try and challenge yourself too.</p> <p>Do not print worksheets just answer the questions in your journal.</p> <p>Self-mark.</p>	<p>Cosmic Kids Yoga Word of the day</p> <div style="text-align: center;">  </div> <p>Draft and edit a letter to someone you are missing in your journal.</p>	<p>Cosmic Kids Yoga Word of the day</p> <p>Extended reading time</p> <p>Practise spellings for quiz on Monday</p> <p>Write up your letter neatly, on some nice writing paper - maybe add a picture e.g. of a rainbow and then give/send it to that person.</p>

<p>Mathematics</p>	<p>TT Rockstars Sound check https://trockstars.com/</p> <p>TT Rockstars Battle https://play.trockstars.com/ttrs/online/tournaments?t=battle-of-the-bands</p> <p>Watch and complete online activities: https://www.bbc.co.uk/bitesize/topics/zhdwxnb/articles/z9n4k7h</p> <p>Then work from attached PDF: Addition fractions dif denominators If too challenging try attached PDF: year-4-adding-and-subtracting-fractions-with-the-same-denominator-differentiated-activity-sheets_ver_8</p> <p>To be continued Tuesday</p>	<p>TT Rockstars Sound check https://trockstars.com/</p> <p>TT Rockstars Battle https://play.trockstars.com/ttrs/online/tournaments?t=battle-of-the-bands</p> <p>Work from attached PDF Subtraction fractions dif denominators</p> <p>If too challenging try attached PDF: year-4-adding-and-subtracting-fractions-with-the-same-denominator-differentiated-activity-sheets_ver_8</p> <p>Choose your level ie 1 star, 2 star or 3 star.</p> <p>Answer sheets included. Please self mark. Please do not look at the</p>	<p>TT Rockstars Sound check https://trockstars.com/</p> <p>TT Rockstars Battle https://play.trockstars.com/ttrs/online/tournaments?t=battle-of-the-bands</p> <p>Watch: https://www.youtube.com/watch?v=N1X0vf5PUz4</p> <p>Then work from attached PDF: Equivalent fractions</p> <p>If too challenging try attached PDF: Equivalent fractions 1star</p> <p>Answer sheets included. Please self mark. Please do not look at the answers first. You will not learn so much that way!</p>	<p>TT Rockstars Sound check https://trockstars.com/</p> <p>TT Rockstars Battle https://play.trockstars.com/ttrs/online/tournaments?t=battle-of-the-bands</p> <p>Watch: https://www.bbc.co.uk/bitesize/clips/zvvgkgt</p> <p>Then work from: https://www.twinkl.co.uk/resource/t2-m-276-fractions-and-ordering-worksheet</p> <p>Choose your level.</p> <p>Answer sheets included. Please self mark. Please do not look at the answers</p>	<p>TT Rockstars Sound check https://trockstars.com/</p> <p>TT Rockstars Battle https://play.trockstars.com/ttrs/online/tournaments?t=battle-of-the-bands</p> <p>Solve the Eater Bunny Mystery: https://content.twinkl.co.uk/resource/5d/8c/t2-t-16473-lks2-easter-mystery-maths-game-ver-5.pdf?_t_oken=&exp=1587547942~acl=%2Fresource%2F5d%2F8c%2Ft2-t-16473-lks2-easter-mystery-maths-game-ver-5.pdf%2A~hmac=eceb7b6033b4ca4f9ba674e3423b7593e61fc5b4584869ea790e1ce8b2dc1179</p>
---------------------------	--	---	---	--	--

	<p>Choose your level ie 1 star, 2 star or 3 star.</p> <p>Answer sheets included. Please self mark. Please do not look at the answers first. You will not learn so much that way!</p>	<p>answers first. You will not learn so much that way!</p>		<p>first. You will not learn so much that way!</p>	
<p>Topic</p> <p>Geography</p>	<p>Locate Benidorm, Costa Blanca in Spain on a map, globe and Google Earth. From its picture and location, speculate about its climate. Use GE Street View - type in Benidorm then click on 'things to do'.</p> <p>https://www.google.co.uk/url?sa=t&rct=j&q=&esrc=s&source=web&cd=3&cad=rja&uact=8&ved=2ahUKewjv0OyHoffoAhXsVRUIHcrtAC4QFjACegQIAxAB&url=https%3A%2F%2Fwww.tripadvisor.co.uk%2FShowTopic-g187525-i191-k4862047-Google_street_view-Benidorm_Costa_Blanca_Province_of_Alicante_Valencian_Country.html&usg=AOvVaw1rpU4LxCBzK2ApqoljNIIn</p> <p>In your journal answer the following questions: Would you like to stay there? Why? What do you think it would be like? (buildings, people, climate) Find out some facts about the tourism along the coast of this region of Spain, and note down where you would visit if you went there and why.</p>				



Creative

Singing daily, daily reading, bbc super movers, daily reading, cosmic yoga, 100 activities, lego challenge (ideas in orange book)

PE message from Joe Wicks “‘Hello everybody, I’m Joe Wicks The Body Coach and I’ve got an exciting announcement to make. ‘Starting Monday, every single day from Monday to Friday I’m going to do a live workout called PE with Joe on my Youtube Channel, TheBodyCoachTV. ‘It’s a workout specifically designed for kids because when the schools are closed there is no PE. Don’t worry, I’ve got you – I’m going to take this over. ‘I’m going to get your kids moving, feeling energised, positive, optimistic. So tune in Monday morning 9am and every day Monday to Friday”

For some light entertainment if you type in Google ‘Live zoo cams’ you can go to zoos and watch animals live.

Web links

www.topmarks.co.uk

www.ictgames.co.uk

www.dkfindout.com

www.twinkl.co.uk – code for free access: CVDTWINKLHELPS

www.purplemash.com

[A Cosmic Kids Yoga Adventure! - YouTube](#)

www.youtube.com › watch

www.vocabularyninja.co.uk/premium resources/word of the day

<https://trockstars.com>

<https://www.bbc.co.uk/teach/supermovers>

<https://www.online-stopwatch.com/classroom-timers/>


www.pobble365.com

Coronavirus UK: David Walliams releases daily audio story for ...

<https://www.google.co.uk/url?sa=t&rct=j&q=&esrc=s&source=web&cd=5&cad=rja&uact=8&ved=2ahUKEwik->


[PKcsrPoAhVuRhUIHUqXCV8QFjAEegQIBxAB&url=https%3A%2F%2Fmetro.co.uk%2F2020%2F03%2F24%2Fdavid-walliams-releases-daily-audio-story-keep-kids-entertained-coronavirus-lockdown-12447458%2F&usg=AOvVaw3x1FL6pwTk-AO0ruXPEPVj](https://www.metro.co.uk/2020/03/24/david-walliams-releases-daily-audio-story-keep-kids-entertained-coronavirus-lockdown-12447458%2F&usg=AOvVaw3x1FL6pwTk-AO0ruXPEPVj)





Paper-Mâché

Paper-Mâché Piggy Bank



You will need:

- One balloon for each piggy bank
- A lot of old newspaper
- Paper egg box (plastic ones won't work)
- Masking tape
- Adhesive; PVA-water mix, wallpaper paste or "flour paste" (mix 1 cup of flour into 1 cup of water until the mixture is thin and runny. Stir into 4 cups of boiling water. Simmer for about 3 minutes, and cool)
- Pink paint (or another colour if you want to be original) and a brush or pink tissue paper
- One pink pipe cleaner (again, another colour can be used)
- A sharp knife
- Plastic 'googly' eyes (optional)
- Felt-pens/markers

It is also a good idea to cover your work area with a waterproof covering!

- Blow up a balloon and tear a newspaper into strips of about 1 inch wide.
- Prepare the adhesive and dip each strip into it. Wrap around the balloon.
- Have at least two to three layers surrounding the balloon, allowing it to dry after each layer (this may take a while). When it is completely dry, pop the balloon with a needle.
- Separate 5 egg box sections (for the legs and snout). Use masking tape to attach them to the body.
- Paint the pig or use tissue paper. (For the tissue paper coating, tear into small pieces then cover the pig with a very thin layer of the flour-water glue. Put the tissue paper pieces on the pig (you may need to add a little more glue occasionally) until you have a nice overall colour covering.)
- Allow it to dry completely and then, using a sharp knife, make a small hole at the tail end of the pig and insert a pipe cleaner into the hole, then shape the pipe cleaner into a spiral for the tail.
- Draw on some eyes or use plastic 'googly' eyes if you have any.
- Draw two nostrils on the snout.
- Along the top of the pig's body, carefully cut a slot large enough to fit any coin.

Remember to never leave your child unattended.

Some craft supplies can be harmful if not used under an adult's supervision.

CREATIVE TOPIC FOR YOU TO TRY PERHAPS?