









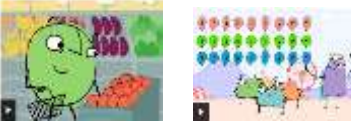








St Margaret's-at-Cliffe CP School

Home Learning

Class 2 w/b 11.05.20	Monday	Tuesday	Wednesday	Thursday	Friday
English	<p>Vocabulary Ninja – Word of the Day</p> <p><u>Chicks</u></p> <p>I have attached a picture of Steve, Billy, Agent Chick and Shelby when they were in class 2 and the most recent photo of them Mr Oliver sent me (see website).</p> <p>I would like you to write some full sentences describing how the chicks have changed overtime. Here are some examples of things you could write about. Do you think their cheep has changed? Has their food changed? Do they now have fluff or feathers?</p> <p>*Remember to use capital letters, full stops, exclamation marks and commas in a list, as well as using amazing adjectives for description.</p>	<p>Vocabulary Ninja – Word of the Day</p> <p><u>Spelling</u></p> <p>Click on the link below for Spelling Frame.</p>  <p>Click on Spelling Tiles then click on view words and read, listen to each word.</p> <p>You can then choose any of the games under Spelling Tiles to practise spelling the words. If you would like to you can also play Match the Wall spelling game.</p>	<p>Vocabulary Ninja – Word of the Day</p> <p><u>Spelling</u></p> <p>Click on the link below for Spelling Frame.</p>  <p>Click on Spelling Tiles then click on view words and read, listen to each word.</p> <p>You can then choose any of the games under Spelling Tiles to practise spelling the words. If you would like to you can also play Match the Wall spelling game.</p>	<p>Vocabulary Ninja – Word of the Day</p> <p><u>Spelling</u></p> <p>Click on the link below for Spelling Frame.</p>  <p>Click on Spelling Tiles then click on view words and read, listen to each word.</p> <p>You can then choose any of the games under Spelling Tiles to practise spelling the words. If you would like to you can also play Match the Wall spelling game.</p>	<p>Vocabulary Ninja – Word of the Day</p> <p><u>Spelling</u></p> <p>Click on the link below. Create a free log in and play some spelling games.</p> 
<p>If your child is struggling with spelling and still not confident with their phonics, please play some games on Phonics Play (https://new.phonicsplay.co.uk/) or Phonics Bloom (https://www.phonicsbloom.com/) instead of the spelling activities above.</p>					

Book Club

Decide on a place and time where you'd like to hold your daily 'Book Club' together – in a den, on the sofa, after lunch, before bedtime. Let your child know that this is a special quiet time just for you to snuggle up and share a picture book together. Encourage and celebrate your child's achievements in reading. Can your child help you to read the story? Can they predict what might happen in the story or at the end? Now have a chat about the book – how many stars would you give it? What was your favourite part of the story and why? **Happy reading!**

Mathematics	<p><u>Numbots and Rock Stars</u></p> 	<p><u>Arrays to Multiply</u></p> <p>Click on the BBC Teach link to learn about arrays.</p>  <p>Can you make some of your own arrays using the 5 times table?</p>	<p><u>Arrays for Multiplication and Division</u></p> <p>Click on the two links below, watch the videos and complete the activities under the videos. Can you also create your own arrays and number sentences?</p> 	<p><u>Arrays for Multiplication and Division</u></p> <p>Click on the link below and watch the 2, 5 & 1-Multiplication Tables video and complete the task in the video.</p> 	<p><u>Arrays and The Commutative Law</u></p> <p>Click on the link below and watch The Commutative Law video and complete the task in the video.</p> 
Topic	<p><u>Mindfulness Monday</u> <u>PSHE</u></p> <p>Make and write a postcard or card to someone you miss.</p>  <p><u>Wish Jar</u></p> <p>Make a Family Wishes Jar. On a slip of paper, write down something you would like to do again after our stay at home and put it in a jar for when that time comes. e.g. go to the beach for an ice cream, play at the park, visit friends and family members. You and your family can add your wishes to the jar at any time.</p> 	<p><u>Science</u></p> <p><u>Habitats</u></p> <p>Click on the link below. Watch the videos and complete the activities and quizzes about woodland, urban, coastal, ocean, rainforest, desert and pond habitats.</p> 	<p><u>Sky Scanner</u></p> <p>Make your own sky scanner to look through. Stay still and look through the hole up to the sky. What do you see? Can you see any clouds? Do they make any shapes or pictures? Is the sky moving? Is it different during the day and at night time?</p>  <p>*Remember don't look into the sun when doing this activity.</p>	<p><u>Geography</u></p> <p><u>Antarctica Research</u></p> <p>Click on the link below and watch the videos and complete the quiz. Can you know do your own research about Antarctica including where it is, its temperature and animal that live there.</p> <p>Can you create mind map, leaflet or fact file with the interesting facts you learnt?</p> 	<p><u>Fitness Friday</u></p> <p>Click on the link below and choose a couple of videos to do from the Home Learning section. You can choose from PE Lessons, Morning Workouts, Party Dances, Workouts, Party Dances, PE Games.</p>  <p>Weekly Challenge and PE Games.</p> <p>Have fun! 😊</p>
<p>Extra activities: I have attached the same Pick 'n' Mix grid from last week under this week's home learning for some more fun activities, if you wish to do any.</p>					