





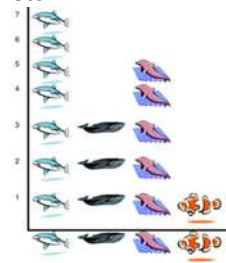














St Margaret's-at-Cliffe CP School

Home Learning Year 1

Class 1 w/b 08.06.20	Monday	Tuesday	Wednesday	Thursday	Friday
<p>English</p> <p>See the Singing Mermaid sheet to help you with your activities</p>	<p>Share Julia Donaldson's story The Singing Mermaid by clicking on the picture of the book cover below</p>  <p>You may like to share your own copy of the book. <i>Talk about the story using the story questions.</i></p>	<p>Use/make puppets, props, toys and/or dressing up clothes to retell the story of The Singing Mermaid. Use the book to help you recall the main events in the story.</p> 	<p>Draw a picture of the Singing Mermaid and/or Sam Sly and write a list of adjectives to describe them.</p> <p>Write 3-5 simple sentences to describe one of these characters. Remember to include your adjectives, a capital letter, finger spaces and full stop.</p> 	<p>Write a letter from the Singing Mermaid to her friends in the ocean, about her experiences in the Circus. Will she ask her friends to rescue her? Take a walk through the text to find key pieces of information to use in your letter.</p> 	<p>Look at the picture from the story.</p> <p>Singing Mermaid Day 5</p> <p>Write some simple sentences to describe what you can see e.g. The tiny red crab is scuttling across the sparkling sand.</p> <p>Remember to use adjectives.</p> 
Phonics	https://wandleenglishhub.org.uk/lettersandsounds/year-1 Letters and Sounds Year 1 Daily Lessons uploaded at 10.30am				
	Lesson 31 - c – ice	Lesson 32 - a – wash	Lesson 33 - ch - chef	Lesson 34 - ch – school	Lesson 35 - ou – touch
	<p>AND/OR Your child may like to visit phonics play or phonics bloom to revise their phonics skills. Focus on the sound of the day from above to revisit previous sounds learnt.</p>				
Handwriting	Visit www.teachhandwriting.co.uk/continuous-cursive-beginners-choice-4.html Use your red handwriting books to practise your handwriting				
	Straight line: <i>i, l, t, g</i>	Curves to start: <i>c, a, d, g</i>	Curves to start: <i>q, o, e, s</i>	Top exit: <i>r, n, w</i>	Tunnel: <i>n, m, h</i>
Mathematics	<p><u>Money</u></p> <p>In the story the Singing Mermaid joins Sam Sly's circus. Ask a grown up for some real coins. Can you and your family role play going to the shop and paying for items at the shop? For example, an ice cream costs 25p. Candy floss 80p.</p>		<p><u>Pictogram</u></p> <p>Look at the picture of the Singing Mermaid at Silversands.</p>	<p><u>Pictogram</u></p> <p>Using the pictogram you created yesterday. Ask your grown up to ask you some questions.</p>	<p><u>Capacity</u></p> <p>In the story the Singing Mermaid gets put in a tank. Can you choose three containers. How many cups of</p>

	<p>Explore together the different coins you could use to pay.</p>  <p>You could also play the toy shop game online (select up to £1.00)</p>		<p>How many sea creatures can you see in the story? Can you create a pictogram?</p> <p>For example 4 seals, 3 crabs etc.</p> 	<p>For example: How many crabs are there? How many seals and crabs altogether? How many more seals are there to crabs? What is the difference between the seals and crabs?</p>	<p>water does it take to fill them? Which one holds the most? Which one holds the least? Can you explore measuring in mls?</p> 
Topic	<p><u>Mindfulness Monday</u></p> <p>Choose from one of the Cosmic Kids Yoga videos below</p> <p>Mimi Mermaid Yoga</p>  <p>or</p> <p>Under the Sea Yoga</p> 	<p><u>Music</u></p> <p>The Singing Mermaid loves to sing and has a beautiful singing voice.</p> <p>Do you like to sing? Let's all have a sing along to one of the songs in the Disney film The Little Mermaid. If you would</p>  <p>prefer, you could just listen. These can be found on YouTube. Discuss with an adult what you like or dislike about the song. Can you hear any instruments? Is it a female or male singing? Think about the tempo, is it fast or slow?</p> <p>You could compose (create) a song that the singing mermaid might sing. You could use a song</p>	<p><u>Singing Mermaid Art, Crafts and DT</u></p> <p>Below are some examples.</p> <p>Design a new luxury tank for the singing mermaid to live in while she worked in the circus.</p> <p>Build a model of the circus tent. What materials will you need to use?</p> <p>The pages all have glitter on them. Can you make a piece of artwork that uses glitter to make things shine?</p> <p>A mermaid is half human with a fish's tail. Can you create a creature that is a mixture of two or more animals?</p> <p>Can you create a large picture of the singing mermaid using collage?</p>	<p><u>Science</u></p> <p>The story Singing Mermaid sings to a number of different types of fish and sea creatures. Can you find out the names of anymore fish or sea creatures? Discuss with an adult how are they similar and how are they different?</p>  <p>You might even like to do some Geography and find out which types of fish live in what oceans.</p>	<p><u>Fitness Friday</u></p> <p>The acrobats in Singing Mermaid have to practice their balancing skills.</p>  <p>Here are a couple of balancing activities for you to try.</p> <p>Click on the video link below or find the challenge cards attached.</p> <p>Balance Time</p> <p>Ship Shape</p>

		from The Little Mermaid as inspiration.	Can you make your own mermaid using different materials? 		
Book Club	<p>This week share Julia Donaldson’s books about adventures in or by the sea.</p> <p>Mrs Lewis and Miss Sharp are so excited! “What the Ladybird heard at the Seaside” by Julia Donaldson has been released! Find a reading on You Tube (make sure your grown does a safe search before showing it to you). Can you remember when you wrote your stories about The Ladybird’s holiday to the seaside? Can you find any similarities to yours in her version of events?</p> <p>Julia Monks is the illustrator of The Singing Mermaid and What the Ladybird Heard adventures. Visit her You Tube channel and find out how to illustrate like her. I love her video on how to draw the mermaid and all the animals from ‘What the Ladybird heard at the Seaside’. Click on the picture below to watch. Why don’t you try to watch a video and illustrate everyday this week? I’d love to see your drawings.</p>  <p>Visit Julia Donaldson’s website www.gruffalo.com to find out more about her and all the illustrators of her books. There are fun activities and games to play.</p>				
<p>Did you know it’s World Oceans Day on Monday 8th June? If you are interested check out https://worldoceanday.school/ and https://worldoceansday.org/</p> <div></div>					

Please remember that activities can be carried out from the screen and/or be adapted and home learning book used. You do not need to print them out unless you want to. Share your child's learning with them and talk about their answers together.