






















St Margaret's-at-Cliffe CP School

Home Learning Year R

Class R w/b 29.06.20	Marvellous Monday	Terrific Tuesday	Wonderful Wednesday	Tremendous Thursday	Fabulous Friday
English	Letters and Sounds Reception Daily Lessons uploaded at 10.00am https://wandleenglishhub.org.uk/lettersandsounds/reception				
	Phonics Lesson 46 - Review	Phonics Lesson 47 - Review	Phonics Lesson 48 - Review	Phonics Lesson 49 - Review	Phonics Lesson 50 - Review
	AND/OR Your child may like to visit phonics play or phonics bloom to revise their phonics skills.				
	<u>Pirates</u> Click on the link below and listen to Pirates Love Underpants.  Discuss what your favourite part? Draw yourself as a pirate and write some adjectives to describe you. If you were a pirate captain what would your name be and what would you name your parrot? You could use the 'If I were a Pirate' writing frame, which is attached. Listen to 'We are the Pirates'. Click on picture below. 	<u>All About Pirates</u> Read the 'All about Pirates' PowerPoint attached and complete the activities. You will discover your Pirate name and learn to talk like a pirate. Maybe you could write some sentences including some vocabulary pirates use or draw some pirates with speech bubbles. Click on the link below and watch the video to learn how to talk like a pirate. 	<u>Treasure Map</u> The best pirates always have a treasure map! Create your own treasure map -don't forget the X. Or if you would prefer you could use the completed treasure map attached.  Write instructions for finding the treasure. E.g. 1. Turn left at the purple tree.	<u>Pirate Rules</u> If you were a pirate and you had to have some rules, what would they be? Write a list of your pirate rules, be creative! E.g. Have a bath once a month. There is an example sheet attached.  	<u>Message in a Bottle</u> Pirates would write messages in a bottle to communicate with others. They might write a message in a bottle to a loved one, as a request to be rescued or a deep dark secret. Can you write your own message in a bottle? You could use the template attached. You could also roll your letter up and put it in an empty bottle if you have one.  Remember don't actually put your message in a bottle in the sea because you will be polluting the sea and you might harm animals.
	Remember to continue to read books on the Collins Website . (user name: parents@harpercollins.co.uk password: Parents20!)				

<p>Mathematics</p>	<p><u>Treasure Map</u></p> <p>Click on the link below to watch the video.</p>  <p>Then ask a grown up to hide some treasure and give you some clues to help you find it. Then swap over.</p> <p>For example The treasure is under the sofa. It is next to the table. Take 3 steps forward and then turn left.</p>		<p><u>How many Pirates?</u></p>  <p>Click on the link about and play the game.</p>	<p><u>Shapes on a Pirate Ship</u></p> <p>Using the sheet attached can you find the 2D shapes in the pirate picture?</p> 	<p><u>Pirate Addition</u></p>  <p>Sheet attached</p>
	<p><u>Mindfulness Monday</u></p> <p>Treasure is special to Pirates. Can you draw and label your own special treasures? It might be a teddy, a book or a toy.</p> <p><u>Pirate Yoga</u></p> <p>Click on the link below.</p> 	<p><u>Pirate Ships</u></p> <p>With an adult look at the 'Pirate Ships' PowerPoint attached.</p> <p>Click on the link below and listen to On a Pirate Ship.</p>  <p>Look at the pirate ship worksheet attached and discuss each part of the ship with an adult.</p> <p>Then label the pirate ship and colour it in.</p> <p>You can print the sheet or draw your own.</p>	<p><u>Sea Shanties</u></p> <p>Listen to and learn about</p>  <p>sea shanties from the Sea Shanty PowerPoint attached.</p> <p>You might even like to try and learn one.</p> <p><u>Pirate Bunnies</u></p> <p>Click on the link below and help the Pirate Bunnies by completing some of the activities.</p> 	<p><u>Pirate Ship Experiment</u></p>  <p>Open the 'How to Waterproof a Pirate Ship' sheet which is attached.</p> <p>Follow the instructions for the experiment.</p>	<p><u>Fitness Friday</u></p> <p><u>Captains Coming</u></p> <p>Click on the link below for the instructions of the game.</p>  <p>You can swap who the Captain is between your adult and you. If there is not space to run on the running commands, then your child can just take a step. If they don't have anyone in the house to hug for Man overboard then this command will have to be left out or adapted to cuddling something else for example a teddy.</p> <p><u>Just Dance – A Pirate You Shall Be</u></p>

		<p>You might even like to design your own flag.</p> <p>You can use the template attached.</p>			 <p>Click on the link above.</p>
--	--	---	--	--	---

Please remember that activities can be carried out from the screen and/or be adapted and home learning book used. You do not need to print them out unless you want to. Share your child's learning with them and talk about their answers together.