







St Margaret's-at-Cliffe CP School Home Learning


Class 4

Week 5 29.6.20

Class 4	Monday	Tuesday	Wednesday	Thursday	Friday
English 	<p>Listen to the story of <i>Peter and the Wolf</i>. Revise speech punctuation. Summarise the story.</p> <p>https://www.hamilton-trust.org.uk/blog/learning-home-packs/?gclid=EAlaIQobChMllpP_t4r36QIVQeztCh2PSQ47EAAYAiAAEgK2FPD_BwE</p> <p style="color: red;">Scroll down to English Year 4 Week 11</p>	<p>Imagine a scene and imagine the dialogue in it. Revise and then use speech punctuation.</p> 	<p>Imagine a new ending for the story and imagine the dialogue to go with it. Use correctly punctuated speech.</p>	<p>Learn a poem off by heart. Read several longer poems, choose your favourite and perform it.</p> 	<p>Learn a short poem. Revise grammatical categories. Use a poem as a model and then create and write own poem.</p>
Mathematics	<p>TT.Rockstars- sound check. Times Table Rockstars</p>	<p>TT.Rockstars- sound check. Times Table Rockstars</p>	<p>TT.Rockstars- sound check. Times Table Rockstars</p>	<p>TT.Rockstars- sound check. Times Table Rockstars</p>	<p>TT.Rockstars- sound check. Times Table Rockstars</p>

	<p>BBC Supermovers 7 x table: https://www.bbc.co.uk/teach/supermovers/ks2-maths-the-7-times-table-with-moonbeam/zjp8y9q</p> <p>BBC Bitesize for Year 4 Monday 29th Maths: Interpret charts- watch videos and complete activities: https://www.bbc.co.uk/bitesize/tags/z63tt39/year-4-and-p5-lessons/1</p> <p>Further challenge, see attached PDFs: <i>Interpret charts and Answers- Interpret charts</i></p>	<p>BBC Supermovers 11 x table: https://www.bbc.co.uk/teach/supermovers/ks2-maths-the-11-times-table/z464nrd</p> <p>BBC Bitesize for Year 4 Tuesday 30th Maths: Comparison, sum and difference - watch videos and complete activities: https://www.bbc.co.uk/bitesize/tags/z63tt39/year-4-and-p5-lessons/1</p>	<p>BBC Supermovers 7 x table https://www.bbc.co.uk/teach/supermovers/ks2-maths-the-7-times-table-with-moonbeam/zjp8y9q</p> <p>BBC Bitesize for Year 4 Wednesday 31st Maths: Introducing line graphs- watch videos and complete activities: https://www.bbc.co.uk/bitesize/tags/z63tt39/year-4-and-p5-lessons/1</p> <p>Further challenge, see attached PDFs: <i>Sunflower Line graph</i></p>	<p>BBC Supermovers 11 x table: https://www.bbc.co.uk/teach/supermovers/ks2-maths-the-11-times-table/z464nrd</p> <p>BBC Bitesize for Year 4 Thursday 1st Maths: Line graphs- watch videos and complete activities: https://www.bbc.co.uk/bitesize/tags/z63tt39/year-4-and-p5-lessons/1</p> <p>Further challenge, see attached PDF: <i>Line graphs and Answers- Line graphs</i></p>	<p>BBC Bitesize for Year 4 Friday 2nd Maths:</p> <p>Challenge for the week - watch videos and complete activities:</p> <p>https://www.bbc.co.uk/bitesize/tags/z63tt39/year-4-and-p5-lessons/1</p>
--	--	--	---	---	--

<p>Topic</p> <p>History</p>	<p><u><i>Why was Boudicca important?</i></u></p> <p><i>Read the attachment and complete the challenges.</i></p> 	<p><u>Science</u></p> <p>Some science to get your teeth into!</p> <p>Read the Powerpoint presentation '<i>Types and functions of Teeth</i>'. Now complete worksheets: '<i>Comparing Animal Teeth</i>' and '<i>Types and Functions of Teeth</i>'</p>
---	--	--

<p>Creative</p>	<p>Singing daily, daily reading, bbc super movers, daily reading, cosmic yoga, 100 activities, lego challenge (ideas in orange book)</p> <p>Have a go at making a Roman Shield. Take a look at these instructions or create a design one of your own. https://www.instructables.com/id/How-to-make-a-Roman-shield/</p>  <p>Play Spooky Spelling at http://www.ictgames.com/mobilePage/spookySpellings/index.html</p>
-----------------	---