



















St Margaret's-at-Cliffe CP School

Home Learning - Year 2

Class 2 w/b 13.07.20	Marvellous Monday	Terrific Tuesday	Wonderful Wednesday	Tremendous Thursday	Fabulous Friday
<p>English</p>  <p>Can you remember from last week what a traditional tale is?</p>  <p>Listen to Sleeping Beauty by clicking on the link above or you might have the book at home to read.</p> <p>Then complete the listen and respond sheet and answer some of the story questions attached.</p> <p>Draw a picture from the story.</p>	<p><u>Listen and Respond</u></p> <p>Using the Sleeping Beauty character puppets which are attached re-tell the story. Remember to use different voices for different characters.</p> <p>If you are unable to print the ones attached, you could draw or make your own to use.</p> 	<p><u>Role play</u></p> <p>Write a sorry letter to Sleeping Beauty from the wicked fairy. Remember to use the key features of a letter including; 'Dear' and 'From'. You also need to write the reason why the wicked fairy is sorry. Double check your capital letters and full stops.</p> 	<p><u>Wedding Invitation</u></p> <p>Create a party invitation to the wedding of Sleeping Beauty and the Prince. Look at the example below to make sure you include all the key features of an invitation.</p> 	<p><u>The Prince's Journey</u></p> <p>Write about the Prince's journey through the forest. What sights, sounds and smells would he have experienced? Try to think of some amazing adjectives.</p>  <p>You can use the videos from Wednesday's sound activity to help you.</p>	
<p>Spelling</p>	<p>Practise your spelling rules by playing the spelling tiles games on https://spellingframe.co.uk/ - Year 2</p>				
	<p>Spelling Rule 22 - The /ɔ:/ sound spelt ar after w</p>	<p>Spelling Rule 23 - The /ɜ:/ sound spelt s</p>	<p>Spelling Rule 24 - The suffixes – ment, –ness, –ful, –less and –ly</p>	<p>Spelling Rule 25 - Contractions</p>	<p>Spelling Rule 26 - The possessive apostrophe (singular nouns)</p>
<p>Handwriting</p>	<p>Visit www.teachhandwriting.co.uk/continuous-cursive-beginners-choice-4.html for letter formation support.</p> <p>Use your red handwriting books to practise your handwriting.</p> <p>Keep practising any of the letters you struggle with and then practise writing some sentences about something you have enjoyed doing.</p>				

<p>Mathematics</p>	<p><u>The 10 Times Table</u></p> <p>Click on the link below, watch the video and then complete the sheet attached to this week's home learning.</p> 	<p><u>The 5 Times Table</u></p> <p>Click on the link below, watch the video and then complete the sheet attached to this week's home learning.</p> 	<p><u>The 2 Times Table</u></p> <p>Click on the link below, watch the video and then complete the sheet attached to this week's home learning.</p> 	<p><u>Multiplication</u></p> <p>Click on the link below, watch the video and then complete the sheet attached to this week's home learning.</p> 	<p><u>Arrays</u></p> <p>Click on the link below, watch the video and then complete the sheet attached to this week's home learning.</p> 
<p>Topic</p>	<p><u>Mindfulness Monday</u></p> <p>Describe the kind fairies in comparison to the wicked fairy. Consider how they look and behave in the story.</p> <p><u>Internet Safety</u></p> <p>Read and discuss the attached Tradition Tales Internet Safety PowerPoint with an adult.</p> 	<p><u>Forest/Woodland Animals and Habitats</u></p> <p>Learn about different types of wildlife which might be found living in a forest/woodland habitat.</p> <p>Look at the PowerPoint attached and click on the link below to watch and video and complete the activities.</p> 	<p><u>Sounds</u></p> <p>What sounds can you hear in the forest? Can you replicate them using your voice, objects or an instrument?</p> <p>Create a soundscape to describe the Prince's walk through the forest. Use the 3 videos below to help you. They are very long, so just listen to a small piece of each video.</p> 	<p><u>A Knights Armour</u></p> <p>Look at 'A Knights Armour' PowerPoint, which is attached and then draw and label your own suit of armour.</p> 	<p><u>Fitness Friday</u></p> <p><u>Forest dance</u></p> <p>Consider the animals that live in the forest and move like them at the correct level. Consider how the Prince moves through the dark forest and how he would fight through the overgrowth to enter the castle.</p> <p>What actions would he have used?</p> <p>How would the trees move in the wind? You could use some of the music in Wednesday's sound videos.</p> 


Arts and Crafts

Draw a beautiful picture of Sleeping Beauty and the fairies.



Arts and Crafts

Create a forest/woodland piece of art. You could collect natural objects to use if you wanted to.



Arts and Crafts

Design a wedding dress and/or suit for Sleeping Beauty and the Prince. Try to use different materials.



Arts and Crafts

You might like to create your own suit of armour, or sword and shield.



Arts and Crafts

Create a piece of art of the Prince on his horse going to save Sleeping Beauty in the Castle. This could be a drawing using pencils, pens, crayons or pastels, a painting, a picture made from different materials or even a 3D Model.



Book Club

Continue with completing your Summer Bingo sheet

Serial Mash

Log on to Purple Mash and click on Serial Mash. Serial Mash has a wealth of books to read on screen for all age groups. They are split into chapters and each chapter then has a quiz, sequencing and other activities to help with comprehension.

Happy reading!

You can also continue to read books at www.collins.co.uk/pages/support-learning-at-home
(user name: parents@harpercollins.co.uk password: Parents20!)



Please remember that activities can be carried out from the screen and/or be adapted and home learning book used. You do not need to print them out unless you want to. Share your child's learning with them and talk about their answers together.