








St Margaret's-at-Cliffe CP School Home Learning

Class 4

Week 7

13. 7 .20

Class 4	Monday	Tuesday	Wednesday	Thursday	Friday
English  <p>Day 1 – Read biography of Edward Lear. Read a classic poem: 'The Owl and the Pussycat'. Do some imaginative writing.</p> <p>https://www.hamilton-trust.org.uk/blog/learning-home-packs/?gclid=EAIaIQobChMllpP_t4r36QIVQeztCh2PSQ47EAAYAiAAEgK2FPD_BwE</p> <p>Year 4 English Week 15</p>	<p>Day 1 – Read biography of Edward Lear. Read a classic poem: 'The Owl and the Pussycat'. Do some imaginative writing.</p> <p>https://www.hamilton-trust.org.uk/blog/learning-home-packs/?gclid=EAIaIQobChMllpP_t4r36QIVQeztCh2PSQ47EAAYAiAAEgK2FPD_BwE</p> <p>Year 4 English Week 15</p>	<p>Day 2 – Read another version of the same poem. Explore vocabulary. Make predictions. Plan own poem.</p> 	<p>Day 3 – Read another poem by the same poet, 'The Quangle Wangle's Hat'. Practise expanded noun-phrases. Write descriptively.</p> 	<p>Day 4 – Read another classic poem by the same poet, 'The Pobble Who Has No Toes'. Write a recount. Use best handwriting to produce a final copy.</p> 	<p>Day 5 – Read limericks. Learn some poetry off-by-heart. Write own limerick.</p> 
Mathematics	<p>TT.Rockstars- sound check. Times Table Rockstars</p>	<p>TT.Rockstars- sound check. Times Table Rockstars</p>	<p>TT.Rockstars- sound check. Times Table Rockstars</p>	<p>TT.Rockstars- sound check. Times Table Rockstars</p>	<p>TT.Rockstars- sound check. Times Table Rockstars</p>

	<p>Revise all your times tables with BBC Supermovers Times tables 'mash up': https://www.bbc.co.uk/teach/supermovers/ks2-maths-the-times-tables-mash-up-with-bartley-bluebird-wolfie-wolf/zk4hd6f</p> <p>BBC Bitesize for Year 4 Monday 13th Maths: ' Line symmetry: Finding line of Symmetry' - watch videos and complete activities: https://www.bbc.co.uk/bitesize/tags/z63tt39/year-4-and-p5-lessons/1</p> <p>Further challenge, see attached PDFs: <i>'Lines of symmetry'</i></p>	<p>Revise all your times tables with BBC Supermovers Times tables 'mash up': https://www.bbc.co.uk/teach/supermovers/ks2-maths-the-times-tables-mash-up-with-bartley-bluebird-wolfie-wolf/zk4hd6f</p> <p>BBC Bitesize for Year 4 Tuesday 14th Maths: ' Line symmetry: Complete shape'- watch videos and complete activities: https://www.bbc.co.uk/bitesize/tags/z63tt39/year-4-and-p5-lessons/1</p> <p>Further challenge, see attached PDFs: <i>'Complete shapes'</i></p>	<p>Revise all your times tables with BBC Supermovers Times tables 'mash up': https://www.bbc.co.uk/teach/supermovers/ks2-maths-the-times-tables-mash-up-with-bartley-bluebird-wolfie-wolf/zk4hd6f</p> <p>BBC Bitesize for Year 4 Wednesday 15th Maths: ' Describing Position'- watch videos and complete activities: https://www.bbc.co.uk/bitesize/tags/z63tt39/year-4-and-p5-lessons/1</p> <p>Further challenge, see attached PDF: <i>'Cafe Coordinates'- and 'Cafe Coordinates- Answers'</i></p>	<p>Revise all your times tables with BBC Supermovers Times tables 'mash up': https://www.bbc.co.uk/teach/supermovers/ks2-maths-the-times-tables-mash-up-with-bartley-bluebird-wolfie-wolf/zk4hd6f</p> <p>BBC Bitesize for Year 4 Thursday 16th Maths: ' Coordinates in first Quadrant'- watch videos and complete activities: https://www.bbc.co.uk/bitesize/tags/z63tt39/year-4-and-p5-lessons/1</p> <p>Further challenge, see attached PDF: <i>'Cafe Coordinates'- and 'Cafe Coordinates- Answers'</i></p>	<p>BBC Bitesize for Year 4 Friday 17th Maths:</p> <p>Challenge for the week - watch videos and complete activities:</p> <p>https://www.bbc.co.uk/bitesize/tags/z63tt39/year-4-and-p5-lessons/1</p>
--	--	--	---	--	---

Topic

HISTORY THE ROMANS

Roman gods

Your work this week will be to:

- use the internet or books to research other Roman gods and create a 'fact poster' about them.
- create and draw a god of your own choosing.
- Give them a name, weapon, skill and power
- describe him/her and explain what she/he is the god of and why?

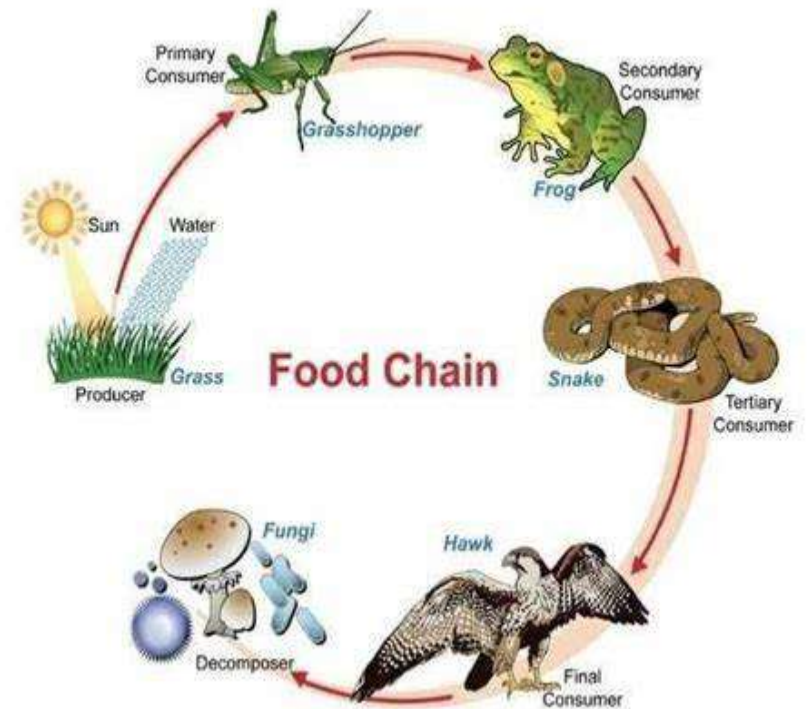


<https://www.bbc.co.uk/bitesize/clips/zqsygk7>

<https://www.bbc.co.uk/teach/school-radio/primary-school-songs-romans-roman-gods-and-goddesses/z7f3y9q>

Science

1. View the Powerpoint Food **Chains**. Write definitions for all the scientific terms from slide 6.
2. Copy the food chains shown in slide 7 and / or 8.
3. Watch video clip
<https://www.youtube.com/watch?v=YuO4WB4SwCg>
4. Choose an animal to research. Can you create an illustrated food chain or web for your chosen animal using the scientific terms you copied in step 1. For example:



Creative	<p>Singing daily, daily reading, bbc super movers, daily reading, cosmic yoga, 100 activities, lego challenge (ideas in orange book)</p> <p>Create a Roman card game – instructions below</p>
----------	---

Gods Card Game:

To create the game: Children research and record facts about the Romans in order to create a card game. Using the information that you have found out about the gods, write a short description and draw a picture of each god/goddess, then decide on a score for each category on the card: power, skill, weapon and importance.

How to play: 2-4 players

Shuffle the cards and share them out. Keep your pile of cards in the same order.


First player looks at one of their cards and chooses a category they think their card is strongest on. Read it out. All players share the score on their card for that category. The player with the highest score wins all of the cards, which they put at the bottom of their pile. It is then their turn to pick the next category.

Does your game work?

Did you come across any problems?

Do you need to make any adjustments to improve your game?

Example of cards

Jupiter – King of the gods	
	
Power	Weapon
70	45
Skill	Importance
80	95

Juno – Queen of the gods	
	
Power	Weapon
65	25
Skill	Importance
75	90

Neptune – god of the sea	
	
Power	Weapon
85	60
Skill	Importance
80	70