














St Margaret's-at-Cliffe CP School

Home Learning

Class R w/b 20.07.20	Marvellous Monday	Terrific Tuesday	Wonderful Wednesday	Tremendous Thursday	Fabulous Friday
	<p>Monday is the St. Margaret's Virtual Sports Day.</p> <p>I have given you a selection of activities for you to choose from on Tuesday. These do not all have to be completed. They are there for you to pick and choose what you would like to do.</p>				
English	<p><u>Phonics</u></p> <p>Visit phonics play or phonics bloom to revise their phonics skills. Click on the links below.</p> <div style="display: flex; justify-content: space-around;">   </div> <div style="display: flex;"> <div style="flex: 1;">  <p>All the information regarding our Virtual Sports Day was to you via Parent Mail on 10.07.20.</p> <p>The information and sheets have also been attached to this week's home learning.</p> </div> <div style="flex: 1;"> <p><u>What I Loved and My Hopes</u></p> <p>Think about what you have enjoyed this year in Year R and what your hopes are for next year when you go into Year 1.</p> <p>There are different sheets attached for you to use or you can create your own. You can write a sentence in each box or draw and label.</p>  <p><u>Thank You</u></p> <p>Make and write a thank you card to someone who has helped you with your home learning during this time. You might like to tell them which learning activities were your favourite.</p>  </div> </div> <div style="flex: 1; text-align: center;">  </div>				

	Remember to continue to read books on the Collins Website . (user name: parents@harpercollins.co.uk password: Parents20!)	
Mathematics		<p><u>Number Bonds</u></p> <p>Click on the link below to watch Numberblocks – Ten Again</p>  <p>Complete one of the number bonds to 10 rainbow activities. Activity sheets attached.</p>  <p>Click on the link below to save the whale by making number bonds to 10.</p> 
Topic		<p><u>Summer Nature Walk</u></p> <p>Go on a summer nature walk and talk about what things you can smell, see, feel, hear. There is a Summer Nature Walk sheet to complete during your walk or when you get back. Draw and label your findings.</p> <p><u>Summer Craft</u></p> <p>Click on the link below for lots of summer crafts ideas you can do.</p>



Hello Class R,
I cannot believe it is nearly the end of your time in Reception! Thank you so much for a wonderful school year.
I have enjoyed teaching every single one of you and I will miss teaching you. You have learnt so much this year and you have all made me very proud.
Remember to always do your best and to be kind to others.
Have a great summer!
Mrs Collins 😊



Summer Holiday Wishes

Using the Summer Holiday Wishes sheet attached write or draw pictures and label what wishes you have for this summer.

Summer Colouring

If you are able to print, there are some summer colouring sheets attached.



Homemade Ice Cream

Follow the recipe attached and make some yummy homemade ice cream.



Please remember that activities can be carried out from the screen and/or be adapted and home learning book used. You do not need to print them out unless you want to. Share your child's learning with them and talk about their answers together.