








## St Margaret's-at-Cliffe CP School – Class 1 w/c: 09.11.20

	Monday	Tuesday	Wednesday	Thursday	Friday
<b>Maths</b> 	<p>WALT: be able to read, write and interpret mathematical statements involving subtraction (-) and equals (=) signs.</p> <p>Task – practical task partner work using a number track to solve subtraction sentences. (Take photographs)</p>	<p>WALT: be able to read, write and interpret mathematical statements involving subtraction (-) and equals (=) signs.</p> <p>Task – solving and recording mathematical statements using a number track</p>	<p>WALT: be able to subtract one digit numbers to 10, including zero by finding the difference</p> <p>Task – practical task partner work using numicon to demonstrate subtraction as finding the difference to 10</p>	<p>WALT: be able to subtract one digit numbers to 10, including zero by finding the difference</p> <p>Task – finding the difference using numicon recorded activity</p>	<p>WALT: be able to solve one step problems that involve addition and subtraction</p> <p>Task – whole class shared sorting activity, comparing and sorting mathematical statements into true and false</p>
Online Maths	<a href="https://whiterosemaths.com/homelearning/year-1/">https://whiterosemaths.com/homelearning/year-1/</a> <b>Subtraction of single digit numbers – counting back, finding the difference and comparing addition and subtraction statements</b>				
<b>Phonics</b> 	<p>WALT: be able to make phonetically plausible attempts at words</p> <p>Dictation sentences: air</p>	<p>WALT: be able to make phonetically plausible attempts at words</p> <p>Dictation sentences: oi</p>	<p>WALT: be able to make phonetically plausible attempts at words</p> <p>Dictation sentences: igh</p>	<p>WALT: be able to read real and nonsense words</p> <p>Focus: words with air trigraph</p>	<p>WALT: be able to read real and nonsense words</p> <p>Focus: words with oi and igh graphemes</p>
Online Phonics	<a href="https://www.phonicsbloom.com/uk/game/list/phonics-games-phase-4">https://www.phonicsbloom.com/uk/game/list/phonics-games-phase-4</a> <b>Play the phase 4 games – sentence substitution, Odd and Bob, Alien Escape and word pairs</b>				
<b>English</b> 	<p>WALT: be able to listen to and discuss a range of stories</p> <p>Task: Read the story 'How to Catch a Star' by Oliver Jeffers Use 'story wands' to ask whole class comprehension questions about the story</p>	<p>WALT: be able to write 3 simple sentences</p> <p>Task: Re-tell the story, adding actions. How would you catch a star? Draw a picture and write 3 sentences to explain the plan.</p>	<p>WALT: be able to participate in drama and role-play</p> <p>Task: Re-tell the story, using actions. Make stick puppets in 'teams' ready to re-tell the story to the class.</p>	<p>WALT: be able to participate in drama and role-play</p> <p>Task: Rehearse and perform the story to the class (in groups)</p>	<p>WALT: be able to plan what I am going to write about</p> <p>Task: Make a story map using key words from the story and picture cues</p>

Online English	<div>1. Read the story here: <a href="https://www.youtube.com/watch?v=rpyR6hJPxiw">https://www.youtube.com/watch?v=rpyR6hJPxiw</a></div> <div>2. How would you catch a star? Draw a plan of what you would use and label it to explain what you will need!</div> <div>3. Building sentences – Watch the video and complete the 3 activities <a href="https://www.bbc.co.uk/bitesize/articles/zdh2dp3">https://www.bbc.co.uk/bitesize/articles/zdh2dp3</a></div> <div></div>				
Foundation PSHE	<b>PSHE 1 Marvellous Me</b> WALT: to be able to recognise the ways in which we are special and the ways in which we are all unique  Task: Create All About me poster	<b>PSHE 2 Feelings</b> WALT: to be able to name and recognise different feelings  Task: Write about feelings using Mood Monster story and pictures	<b>PE Dance</b> WALT: be able to master basic movements  Task: Autumn Dance 2	<b>PSHE 3 Uncomfortable feelings</b> WALT: to be able to recognise how others may be feeling  Task: With a friend complete 'My friend and I' comparison activity	<b>PSHE 4 Speak up</b> WALT: to be able to identify what we are good at and to share opinions on things that matter to us Task: Revise the <i>Power of Yet</i> , Record the things we are good at and the things we are not good at. . . yet!
Links PSHE	<a href="https://www.bbc.co.uk/bitesize/topics/zxccwmn/resources/1">https://www.bbc.co.uk/bitesize/topics/zxccwmn/resources/1</a> Emotional wellbeing clips to share <a href="https://www.youtube.com/watch?v=UsISd1AMNYU">https://www.youtube.com/watch?v=UsISd1AMNYU</a> The Feelings Song Simple song for young children about our feelings <a href="https://www.youtube.com/watch?v=akTRWJZMkso">https://www.youtube.com/watch?v=akTRWJZMkso</a> Storybots – Emotions – Stories and songs				
Class assembly theme	Feelings and emotions  Sharing what makes us special/our likes and dislikes				