



Year 4 Term 2 week 2
Week beginning 09.11.2020

MONDAY	TUESDAY	WEDNESDAY	THURSDAY	FIRDAY
<p>Maths: WALT – understand and use turns. Task: Quiz the children to where they would be/facing if they were to take current turns. Children to draw the shape/image after it has taken one of the turns stated on the sheet.</p> <p>Completing this at home, use the shapes below and show them after a half turn, a quarter turn and three quarter turn.</p>	<p>Maths: WALT – identify perpendicular and parallel lines. Task: children to be able to identify perpendicular and parallel lines within a range of activities.</p> <p>Completing this at home, identify the perpendicular and parallel lines within the images below.</p>	<p>Maths: WALT – compare and classify triangles. Task: children to sort triangles into their different classifications and explain why they are different from each other.</p> <p>Completing this at home, compare and classify the triangles below. Remember the three different types of triangles by their sides are equilateral, isosceles, scalene and right angle, acute and obtuse angled triangles.</p>	<p>Maths: WALT – identify lines of symmetry. Task: using a range of shapes, children need to identify the lines of symmetry that shape has.</p> <p>Completing this at home, draw a range of 2D shapes and draw their lines of symmetry on them.</p>	<p>Maths: WALT – compare lengths and angles. Task: children to be given a range of different length and angles to compare using the appropriate symbols to show their comparisons.</p> <p>Completing this at home, compare the lengths and angles below. Remember to use < > and = when comparing.</p>
<p>English: WALT – use speech accurately and appropriately. Task: children to use speech marks correctly to show a conversation between two characters of their choosing.</p> <p>Completing this at home, compose a conversation between two character/people of your choice ensuring you are using the rules for speech correctly. Use the speech rules poster below to help you.</p>	<p>English: WALT- accurately use prepositions. Task: using their knowledge of prepositions, children to watch the following video and write where about the characters were within the video.</p> <p>Completing this at home, use prepositions to describe where things are within your house. You can use the preposition word mat below to help you.</p>	<p>English: WALT – use a thesaurus to enhance my vocabulary. Task: using thesaurus children to up-level a selection of basic words and use these in written sentences.</p> <p>Completing this at home, use an online thesaurus to up level the following words:</p> <ul style="list-style-type: none"> • Big • Small • Happy • Sad • Mad • Kind <p>Can you put the up-levelled words in a sentence?</p>	<p>English: WALT- understand the different uses of apostrophes. Task: children to understand and use the different types of apostrophes within a range of activities.</p> <p>Completing this at home, research into the different uses of apostrophes and record what their different uses are. Can you use each example of an apostrophe in a sentence?</p>	<p>English: WALT – understand the rules for singular and plural nouns. Task: children to effectively change singular nouns into plural nouns and use them with written sentences.</p> <p>Completing this at home, change the following singular nouns into plural nouns:</p> <ul style="list-style-type: none"> • Mouse • Person • Box • Chair • Church • Boat • Baby <p>Use the twinkle power point on this to help you.</p>
<p>Music: WALT – develop control when singing. Task: children to be able to develop a control of their voice when singing a variety of short songs.</p> <p>Completing this at home, practice singing along to Mamma Mia ensuring</p>	<p>Computing: WALT – create a bank of Roman images. Task: children to create a bank of Roman images to use within their repeated patterns. Encourage the children to gather at least 5 images at a minimum in order to have a detailed repeating pattern.</p>	<p>History: WALT – understand why the Romans built new roads in Britain. Task: children to create a cross section of what a Roman road would have looked like using a range of different resources. Children to write sentences in their books first explaining how and</p>	<p>Science: WALT – investigate gases and explain their properties. Task: children to use a range of different fizzy liquids to investigate the gases inside them by comparing their weight. Children to explain how the properties of the gases have changed throughout the investigation/test.</p>	<p>RE: WALT – understand how Hindu’s show their faith. Task: children to create 2-4 cards to represent how Hindu’s show their faith from what they have learnt from the below video.</p>



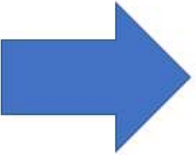
Year 4 Term 2 week 2
Week beginning 09.11.2020

<p>you keep control of your voice when singing.</p>	<p>Completing this at home, create a bank of Roman images that you can use to create a repeated pattern from.</p>	<p>why the Romans built their roads the way they did.</p> <p>Completing this at home, using a drawn image or a made item create a cross section of a Roman road, image of this is below.</p>	<p>Completing this at home, use a range of different fizzy drinks and investigate their gases by weighing them. Carry out an experiment to see how the weight within the drink changes when it has been shaken or is left to go flat.</p>	<p>http://www.bbc.co.uk/programmes/p02n5xj7</p> <p>Children to use images and written sentences to explain how Hindu's show their faith.</p> <p>Completing this at home, use the video above to create 2-4 cards showing how Hindu's show their faith, you can use images and written sentences to explain these.</p>
<p>ART: WALT – understand scale and proportion. Task: children to draw their facial features in the correct scale and proportion to their face.</p> <p>Completing this at home, draw a self portrait of yourself ensuring you have considered the scale and proportion of your face. Use the outline below to help you.</p>	<p>French: WALT – use the verb 'to go' in a simple sentence. Task: children to use the verb 'to go' within a simple sentence ensuring they are spelling and pronouncing the vocabulary correctly.</p> <p>Completing this at home, use the word mat below to write sentence containing the verb 'to go'.</p>	<p>PSHE: WALT: Understand mental health and anti-bullying. Task: children to create poster about mental health and anti-bullying using information collected from the lesson.</p> <p>Completing this at home, create two posters. One for mental health awareness and one for anti-bullying. Use the links below to gather some information about both topics.</p> <p>https://www.anti-bullyingalliance.org.uk/anti-bullying-week/school-resources/primary-school-pack</p> <p>https://www.bullying.co.uk/anti-bullying-week/anti-bullying-week-2020/</p>	<p>SPELLING: WALT: learn new strategies to spell words. Monday: Strategies for learning words: words from statutory list. Focus spellings for this week:</p> <ol style="list-style-type: none"> 1. Breath 2. Breathe 3. Build 4. Busy 5. Business 6. Calendar 7. Caught 8. Centre 9. Century 10. Certain <p>Test the children on the following 10 words. Tuesday: Learn new strategies/ways of spelling the words they found tricky from the previous day. Wednesday: homophones, peace/piece, mane/main, fair/fare. Thursday: create sentences using words from the previous day. Friday: Collaborate testing/class testing.</p> <p>Completing this at home, practice and learn the above 10 words using the range of activities stated above.</p>	



Year 4 Term 2 week 2
Week beginning 09.11.2020

Monday maths:




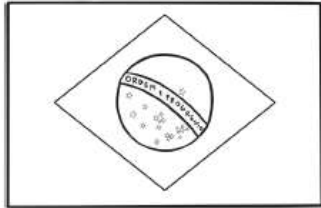
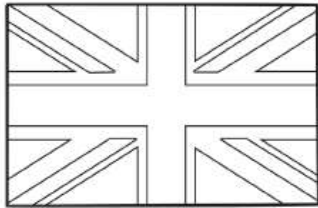


Year 4 Term 2 week 2
Week beginning 09.11.2020

Tuesday maths:

★ Parallel and Perpendicular

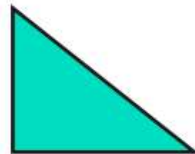
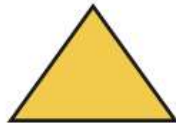

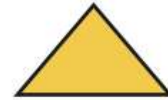




Look carefully at these world flags. Colour pairs of **parallel** lines in red and pairs of **perpendicular** lines in blue.





Year 4 Term 2 week 2
Week beginning 09.11.2020

Wednesday maths:





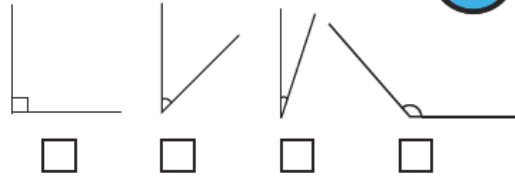
Year 4 Term 2 week 2
Week beginning 09.11.2020

Friday maths:

1) Compare these measurements using $<$, $>$ or $=$.

12cm		15cm
9cm		4cm
1cm		10mm
35mm		4cm
8m		4m
6m		12m
3m		350cm
4m		400cm

1) Order these angles from smallest to largest by labelling them from 1-4.



2) Look at this shape and use $<$ and $>$ symbols to complete the statements below.

angle a angle c

angle b angle a

angle d angle a



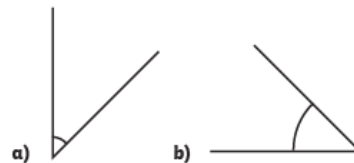
3) Label two of the angles in the shape above as either acute or obtuse.

twinkl.com

1) Which of these shapes is the odd one out based on its angles? _____
 Explain your answer in your book.



2) Tilly says, "Angle b is the largest."
 Jaz says, "The angles are the same size."
 Whom do you agree with? Explain why in your book.



twinkl.com



Year 4 Term 2 week 2
Week beginning 09.11.2020

Speech Marks/Quotation Marks

Speech marks are used around the words in direct speech.

Quotation marks can show that words are being quoted.

Quotation marks show that a word is being used ironically or oddly.

Quotation marks can be used when referring to a film or book.

"Hello there!"

The Sunday Times
'An absolutely must-have read of the year.'

James regarded the so-called 'historian' with suspicion.

The film adaptation of 'Goodnight Mister Tom' is considered a modern classic.

How are you feeling?

What are you talking about?

I'm going home.

Prepositions

beside

around

onto

off

to

up

under

in front of

by

across

in

opposite

toward

underneath

behind

beside

beneath

near

next to

upon

down

into

at

on

outside

round

through

between

beyond

inside

over

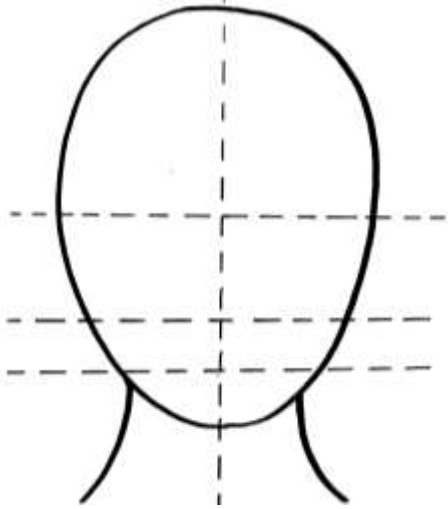
above

towards



Year 4 Term 2 week 2
Week beginning 09.11.2020

Art:



French:

