






Year 3 Term 4 Week 6
Week beginning 29.03.21

	Monday	Tuesday	Wednesday	Thursday	Friday
Vocabulary Ninja – Word of the Day	<p>A new word of the day on each PowerPoint screen – starting with Grasshopper words for years 3/4. These can be found in PowerPoint or pdf format here. Children write the word, write the definition and use the word in their own unique sentence. They also look at the synonyms, antonyms, prefixes and suffixes associated with the word and see if there are any others they can find.</p>				
English	<p><u>WALT: punctuate speech accurately in my writing.</u></p> <p>Click below to read through the PowerPoint and complete the challenge.</p> <p>Access this lesson using pin code: GG7420 at Twinkl Go</p> <p>Now can you create your own sentences including speech and the correct punctuation?</p>	<p><u>WALT: begin to use a comma to mark a pause in a complex sentence.</u></p> <p>Click below to read through the PowerPoint. Can you write your own sentences using commas?</p> <p>Access this lesson using pin code: GG9320 at Twinkl Go</p> <p>Click here to play the punctuation game.</p>	<p><u>WALT: understand which letters are best left un-joined.</u></p>	Inset Day	Easter Holidays
Maths	<p><u>WALT: recall the 8 times table facts up to x5.</u></p> <p>Play Mental Maths Train here or Hit the Button here and recall your 8 times table.</p>	<p><u>WALT: use the multiplication tables I know to help me write and calculate mathematical statements for multiplication and division.</u></p> <p>Click below and work through the PowerPoint.</p> <p>Access this lesson using pin code: GG8056 at Twinkl Go</p>	<p><u>WALT: estimate and read time in 5 minute and 1 minute intervals.</u></p> <p>Click below to play Hickory Dickory Clock: A tell the time game (ictgames.com)</p>		

Times Tables	Continue to practise your times tables throughout the week by playing on Times Table Rock Stars .			
Spelling and Handwriting	Please continue to complete a page daily of your spelling, handwriting and mindfulness booklet that was previously given to you. You can click here for support with cursive letter formation. If you feel you still need to work on your phonics, you can listen to and watch Mr T's Phonics videos here to recap alternative spellings. You can also play phonics games on Phonics Play here (username: jan21 Password: home) and/or play the free games available on Phonics Bloom here .			
Topic	<p><u>Art</u></p> <p>Click here to draw a bunny with Rob.</p> <p>Once you have drawn your bunny, can you turn it into an Easter bunny?</p>  <p><u>Easter Craft</u></p>	<p><u>R.E</u></p> <p><u>WALT: find out about what the story of Easter might mean to a Christian today.</u></p> <p>Click on the link below read the Easter Story and read about the different Easter traditions.</p> <p>Access this lesson using pin code: GG4572 at Twinkl Go</p> <p><u>Easter Craft</u></p> 	<p><u>P.E</u></p> <p>Click here to join in with a Just Dance.</p> <p>.</p> <p><u>Easter Craft</u></p> 