






Year 3 Term 5 Week 5  
Week beginning 17.05.21

	Monday	Tuesday	Wednesday	Thursday	Friday
<b>Vocabulary Ninja – Word of the Day</b>	<p>A new word of the day on each PowerPoint screen – starting with Grasshopper words for years 3/4. These can be found in PowerPoint or pdf format <a href="#">here</a>. Children write the word, write the definition and use the word in their own unique sentence. They also look at the synonyms, antonyms, prefixes and suffixes associated with the word and see if there are any others they can find.</p>				
<b>English</b> 	<p>WALT: be able to use the first two or three letters of word to check its spelling in a dictionary. (Skills lesson)</p> <p>Model using a dictionary by using the first letters in the word to find it.</p> <p>Task: Dictionary Skills Scavenger hunt</p>	<p>WALT: identify language features of some different text types (a diary)</p> <p>Read chapter one of 'The Boy Who Grew Dragons' Identify the features of the writing style that make it a diary – written in the first person, past tense, informal language. Retrieve examples for the working wall.</p>	<p>WALT: be able to read with expression (diary entry)</p> <p>In groups – practise reading sections of the diary. Imagine that you are the person in the story. Add expression to make the audience believe you experienced the events in the story.</p>	<p>WALT: make a simple plan (for a diary entry)</p> <p>Use a paragraph planner to draw pictures and add the key words from the story.</p>	<p>WALT: be able to write for a variety of genre (diary entry)</p> <p><b>BIG WRITE</b></p> <p>Re-tell a section of the diary entry – when the dragons hatch!</p>
<b>English home learning</b>	<p>If learning from home, please follow lessons 1-5 here: <a href="#">I Was a Rat! by Phillip Pullman</a></p>				
<b>Maths</b>	<p>Starter – Play <a href="#">Daily 10</a>. Choose a level and an activity.</p> <p>WALT: be able to recall and use multiplication facts (3 times table)</p> <p>3 times tables activities</p>	<p>Starter – Play <a href="#">Daily 10</a>. Choose a level and a different activity.</p> <p>WALT: be able to recall and use multiplication facts (4 times table)</p> <p>4 times tables activities</p>	<p>Starter – Play <a href="#">Daily 10</a>. Choose a level and a different activity.</p> <p>WALT: be able to recall and use multiplication facts (3 and 4 times tables)</p> <p>Multiplication wheel activity</p>	<p>Starter – Play <a href="#">Daily 10</a>. Choose a level and a different activity.</p> <p>WALT: be able to recall and use multiplication facts (8 times tables)</p> <p>8 times tables activities</p>	<p>Starter – Play <a href="#">Daily 10</a>. Choose a level and a different activity.</p> <p>WALT: be able to recall and use multiplication facts (3, 4 and 8 times tables)</p>
<b>Maths Home learning</b>	<p>Continue to practise your times tables throughout the week by playing on <a href="#">Times Table Rock Stars</a>.</p> <p>Please complete lessons 1-5 here: <a href="#">Addition and subtraction - Oak National Academy (thenational.academy)</a> to subtraction work completed last week in class.</p>				<p>consolidate our addition and</p>
<b>Spelling and Grammar</b>	<p>Play the Vocabulary Ninja mini games here: <a href="#">Vocab Ninja Mini Games (vocabularyninja.co.uk)</a></p>				

Topic	<u>Computing</u>	<u>History - Castles</u>	<u>P.E</u>	<u>Science</u>	<u>P.E</u>
	<p><b><u>WALT:</u></b> Select, use and combine a variety of software to design content</p> <div data-bbox="400 327 678 667" data-label="Image"> </div> <p>Complete the 2do set on purple mash</p> <p><a href="#">Purple Mash by 2Simple</a></p>	<p>Why does Dover have a castle?</p> <p><b><u>WALT:</u></b> recognise Dover Castle's strategic position</p> <p>Watch the video <a href="#">here</a> about Dover Castle.</p> <div data-bbox="835 432 1032 608" data-label="Image"> </div> <p>Task: Examine aerial views of Dover Castle Discuss why the location of the castle may have been chosen as a defence point.</p> <p>Write a persuasive paragraph to the King to explain why the location would be ideal strategically to defend against attackers.</p>	<p><b><u>WALT: be able to develop technique.</u></b></p> <p>Click <a href="#">here</a> to do P.E with Joe Wicks</p>	<p><b><u>WALT:</u></b> Observe how magnets attract or repel each other and attract some materials and not others.</p> <p>Task: Use a magnet to explore you environment. Make a list of which materials are attracted to the magnet and which repel it. Can you identify a pattern in the materials?</p> <p>Access this lesson at home using pin code: <b>LW1837</b> at <a href="#">Twinkl Go</a></p> <p><b><u>Complete the magnetic materials activity</u></b></p> <div data-bbox="1585 837 1789 991" data-label="Image"> </div>	<p><b><u>WALT: be able to develop technique.</u></b></p> <p>Click <a href="#">here</a> to join in with a Just Dance.</p> <p><b>Golden Time</b></p> <p>Well done on all your hard work this week. Have a lovely weekend! ☺</p> <div data-bbox="1944 691 2157 906" data-label="Image"> </div>