





St Margaret's-at-Cliffe CP School - Class 1 Term 6 wk5 w/c: 12.07.21

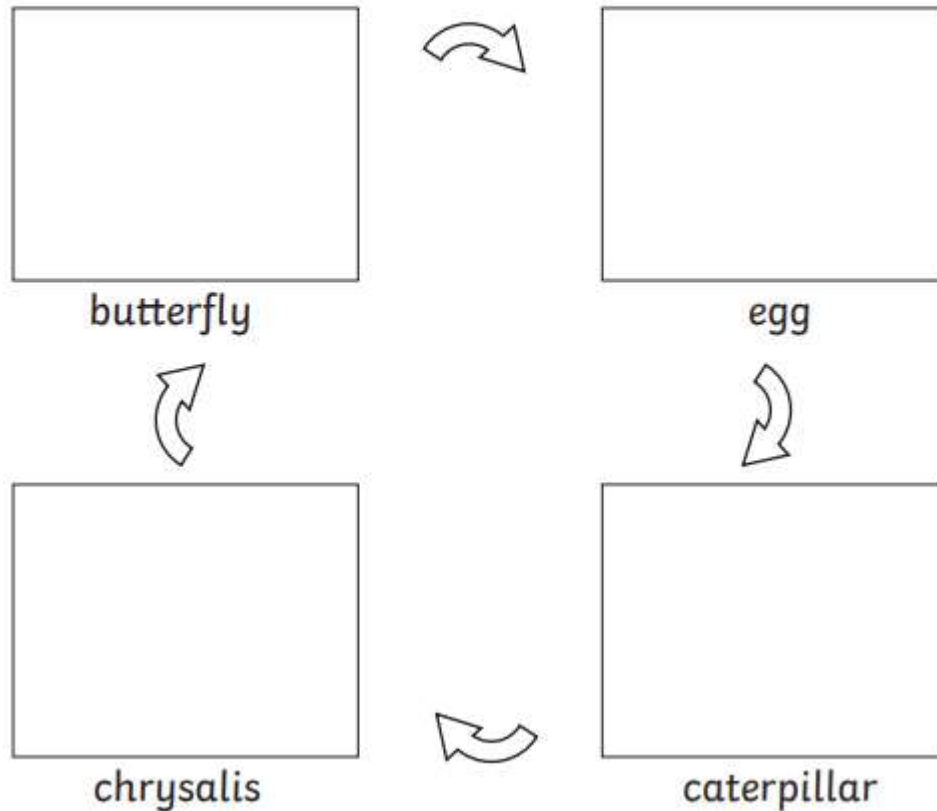


| | Monday | Tuesday | Wednesday | Thursday | Friday |
|---|--|--|---|--|--|
| Maths  | WALT: be able to read and represent half as $\frac{1}{2}$ Task: identify and match pictures and fractions with half | Sports day Year One 9:30 See below for an online PE lesson for today. | WALT: be able to read and represent three quarters as $\frac{3}{4}$ Task: identify and match pictures and fractions with three quarters | WALT: be able to recognise that a quarter is a half of a half using pictorial representations and quantities Task: matching fractions and pictures | WALT: be able to recognise that two quarters ($\frac{2}{4}$) is the same as one half ($\frac{1}{2}$) Task: matching fractions and pictures |
| Maths Home Learning | To identify one half of a shape (thenational.academy) | To find one quarter of a shape (thenational.academy) | To find one quarter of a quantity (thenational.academy) | To identify half, quarter and three quarter turns (thenational.academy) | Relating halves and quarters to division (thenational.academy) |
| | Monday | Tuesday | Wednesday | Thursday | Friday |
| Daily warm up to each lesson - use any of the links below: Phase 5 song The alphabet song Flashcards/time trial - https://www.phonicsplay.co.uk/resources Daily phonics carousel to rehearse phase 5 phonemes. | | | | | |
| Phonics and reading  | WALT: be able to recognise the alternative spellings for the phoneme Explore and record the alternative spellings for the phoneme ar Make word lists for the alternative spellings for ar, sort and spell. | WALT: be able to use phonic knowledge to blend sounds together to read words, including long phonemes Explore, blend and read words together, sorting real and alien words. | WALT: be able to recognise tricky words from Phase 5 Train Your Brain (phonicsplay.co.uk) Play Train your brain - recognise the tricky part of Phase 5a and 5b words share and read together. | WALT: be able to use phonic knowledge to blend sounds together to read words, including long phonemes Explore, blend and read words together, sorting real and alien words. | WALT: be able to recognise the alternative spellings for the phoneme Revise spelling with the phoneme s Make word lists for the alternative spellings for s, sort and spell. |

| | | | | | |
|-----------------------------|--|---|--|--|--|
| Phonics Home Learning | <p>Click here to play a Phase 5 game - Sizzling Sausages! Access this lesson using pin code: TP5371 at Twinkl Go</p> <p>Revise Phase 3 and Phase 5 graphemes here: Phonics Digraphs Phase 3 Phonics - YouTube and Phase 5 song and Phase 5 Phonics Vowel Digraphs ay ou ie ea Learn to Blend - YouTube</p> <p>And try some of the phonic activities on this powerpoint, click here to access this lesson using pin code: TG6957 at Twinkl Go</p> | | | | |
| English | <p>WALT: be able to recognise the difference between fiction and non-fiction.</p> <p>Task: sorting activity with fiction and non-fiction books.</p> | <p>Maths WALT: be able to read and represent quarter as $\frac{1}{4}$</p> <p>Task: identify and match pictures and fractions for a quarter</p> | <p>WALT: be able to recognise obvious story language- 'Once upon a time.. Big Bad Wolf...' and recognise a range of patterns in texts.</p> <p>Task: read and match story language cards.</p> | <p>WALT: be able to appreciate rhymes and poem and recite some by heart.</p> <p>Task: Learn and recite Summer poems together. Decorate and illustrate poems.</p> | <p>WALT: be able to appreciate rhymes and poem and recite some by heart.</p> <p>Task: Learn and recite Summer poems together. Decorate and illustrate poems.</p> |
| English Home Learning | <p>Here are some lessons about Jack and Beanstalk to support our work on story telling:</p> <p>To listen to a story (thenationalacademy) To tell a story from memory (thenationalacademy)</p> <p>To describe a character (thenationalacademy)</p> | | | | |

| | | | | | |
|--|--|---|--|--|---|
| Foundation subjects PE and PSHE | <p>PE (outside 1:00-2:00)</p> <p>Athletics, running and jumping unit</p> <p>WALT: run and jump, changing speed and direction.</p> <p>Sports Day preparation, running races and games with throwing, catching and jumping skills.</p> | <p>DT WALT: evaluate and review our design and model</p> <p>Task: share our bathing machine design and talk about our models, review and explore what worked well and what we might change.</p> | <p>PSHE WALT: begin to understand the life cycles of animals and humans.</p> <p>Task: complete life cycle pictures and sequencing of animal life cycles.</p> | <p>PSHE WALT: talk about the things that have changed and the things that have stayed the same as we have grown.</p> <p>Task: changed/not changed sorting task</p> | <p>PSHE WALT: describe how our bodies have changed since we were babies.</p> <p>Task: compare and order changed since we were babies.</p> |
| <p>See below for home learning for : PE Throwing and Catching and PSHE : Life Cycles</p> <p>Home learning for PE: Click here for some PE to support the learning we have undertaken this term on throwing and catching:</p> <p>How can I control my underarm and overarm throws so they are accurate? (thenationalacademy)</p> <p>and How can I improve my control and accuracy when throwing and catching? (thenationalacademy)</p> | | | | | |

Life Cycle of a Butterfly



PSHE Home learning

Click here to share some information about the butterfly life cycle: access this lesson using pin code: **ZL2471** at [Twinkl Go](#)

Cut and stick - Can you make a butterfly life cycle? Can you talk to a grown up about what is happening in the life cycle?

Click here to listen to a story about the butterfly life cycle: [The Very Hungry Caterpillar - Animated Film - YouTube](#)

Find out more about the Human lifecycle by clicking here: access this lesson using pin code: **XD2804** at [Twinkl Go](#)

Watch this clip: [Science KS1: Animal life cycles - BBC Teach](#)

Can you draw two pictures? One of you as a baby and one of yourself now? How have you changed? What can you do now that you could not do when you were a baby? Talk with your grown-up about what you have found out.

