
















St Margaret's-at-Cliffe CP School

Home Learning

Class 2 w/b 27.04.20	Monday	Tuesday	Wednesday	Thursday	Friday
English	<p align="center"><u>Book Review</u></p> <p>Listen to the story Little Polar Bear. (You can find it on YouTube). Can you write a book review about Little Polar Bear?</p>  <p>I have attached a book review template. You can either complete it on your computer and save it, print it or create your own book review in your Home Learning book.</p>	<p align="center"><u>Substitutions</u></p> <p>Listen again to the story, 'Little Polar Bear.'</p> <p>I would then like you to write your own idea of where Lars ends up on his barrel after the sea storm.</p> <p align="center">Think about: Where he ends up? Who he meets? What does he do there?</p> <p>These are your ideas, so be creative!</p> <p>You could do this by writing sentences, a list with bullet points, drawings with key words, a mind map or you might think of your own way to record it.</p>	<p align="center"><u>Story Map</u></p> <p>Create a story map of Little Polar Bear using your changes from yesterday. Remember you have only changed the middle of the story, the beginning and ending of the story stays the same as the original. You can use your story map from last week to help you or listen to the story again.</p> <p>Remember to write the title of the story, draw pictures, write key words and draw arrows to the next part of the story.</p> <p>Tip: Magpie some key words when listening to the story.</p>	<p align="center"><u>Re-tell</u></p> <p>Using your new story map, you created yesterday can you now re-tell the beginning and the middle of Little Polar Bear using your changes?</p> 	<p align="center"><u>Re-tell</u></p> <p>Using your story map, you created can you now re-tell the ending of Little Polar Bear with your changes?</p> <p>Now draw a beautiful picture from the story.</p> 
Mathematics	<p align="center"><u>Numbots</u></p>  <p>Using your Time Tables Rock Stars login, login to Numbots and choose your character and its name. Now have a go at playing some of the games. 😊</p>	<p align="center"><u>White Rose Hub Summer Term Week 2 – w/c 27th April</u></p> <p align="center"><u>Lesson 1 - Compare Lengths</u></p>  <p>Watch the video, complete the activity sheet and then get an adult to use the answer sheet to mark your work.</p>	<p align="center"><u>White Rose Hub Summer Term Week 2 – w/c 27th April</u></p> <p align="center"><u>Lesson 2 - Order Lengths</u></p>  <p>Watch the video, complete the activity sheet and then get an adult to use the answer sheet to mark your work.</p>	<p align="center"><u>White Rose Hub Summer Term Week 2 – w/c 27th April</u></p> <p align="center"><u>Lesson 3 - Four Operations with Length</u></p>  <p>Watch the video, complete the activity sheet and then</p>	<p align="center"><u>White Rose Hub Summer Term Week 2 – w/c 27th April</u></p> <p align="center"><u>Lesson 4 - Problem Solving</u></p>  <p>Watch the video, complete the activity sheet and then get an adult to use the answer sheet to mark your work.</p>

		<p>You can either print the worksheet out or write the question number and answer in your Home Learning book.</p> <p>*You might like to discuss some of the questions with an adult, to help you work them out.</p>	<p>You can either print the worksheet out or write the question number and answer in your Home Learning book.</p> <p>*Q3 – you will need to choose 5 objects from your house instead of the classroom.</p> <p>*You might like to discuss some of the questions with an adult, to help you work them out.</p>	<p>get an adult to use the answer sheet to mark your work.</p> <p>You can either print the worksheet out or write the question number and answer in your Home Learning book.</p> <p>*You might like to discuss some of the questions with an adult, to help you work them out.</p>	<p>You can either print the worksheet out or write the question number and answer in your Home Learning book.</p> <p>*You might like to discuss some of the questions with an adult, to help you work them out.</p>
Topic	<p><u>Mindfulness Monday</u></p> <p><u>Cosmic Kids Mindfulness</u></p>  <p>Click on the picture and choose a couple of mindfulness videos to chill out to.</p>	<p><u>Music</u></p> <p><u>Thank you NHS song</u></p> <p>To thank the NHS for their amazing work I have written my own lyrics to Tones and I – Dance Monkey.</p>  <p>I thought it would be a lovely idea for us all to come together and thank them.</p> <p>So what I would like you to do is find a karaoke version of the song Dance Monkey by Tones and I, play it and sing my lyrics. The lyrics have been attached.</p> <p>If you would like to, I would love for you to send me a video of you performing the song.</p>	<p><u>Science</u></p> <p>This term in Science we are looking at living things and their habitats.</p> <p>What is a polar habitat?</p>  <p>Please watch the video above about Polar habitats and complete the 3 quizzes on the same page to see what you have learnt about Polar habitats.</p>	<p><u>Geography</u></p> <p>Is the Arctic in the North Pole or the South Pole? Does a Polar Bear live in the Arctic or the Antarctic?</p> <p>Can you do some research about Polar Bears and create a fact file using the super information you found.</p>  <p>I have attached two blank fact file templates on for you to choose from. You can either complete it on the computer, print it out, or create your own one on the computer or in your Home Learning book.</p> <p><u>Clap for the NHS at 8pm</u> If your parents allow you to stay up for the NHS clap, then you might like to sing the song you learnt on Tuesday.</p>	<p><u>Fitness Friday</u></p> <p>Change4Life and Disney have teamed up to bring you Shake Up games inspired by Disney and Pixar's films including; Toy Story 4, Incredibles 2, The Lion King, Frozen and many more. These 10-minute bursts of fun will really get you moving.</p>  <p>Please have a look through the Shake Up games and choose two you like the sound of to do.</p> <p>Have fun! 😊</p>

As a school we are looking into BBC iplayer Bitesize Daily Lessons to use for future planning. The lesson first lesson started on Monday 20th April, so feel free to look at this and all the other episodes, which are being uploaded. I have attached the link for you. <https://www.bbc.co.uk/iplayer/episode/p089nn4k/bitesize-57-year-olds-week-1-1-maths-and-history>