

















St Margaret's-at-Cliffe CP School

Home Learning

Class 2 w/b 08.06.20	Marvellous Monday	Terrific Tuesday	Wonderful Wednesday	Tremendous Thursday	Fabulous Friday
Spelling and Handwriting	In your red handwriting book please practice spelling some common exception words (sheet attached) whilst practicing your cursive handwriting. You can use the Letter Formation PowerPoint, which is attached to help you.				
English See the Singing Mermaid sheet to help you with your activities	Share Julia Donaldson's story The Singing Mermaid by clicking on the picture of the book cover below.  You may like to share your own copy of the book. <i>Talk about the story using the story questions.</i>	Use/make puppets, props, toys and/or dressing up clothes to retell the story of The Singing Mermaid. Use the book to help you recall the main events in the story. 	Draw a picture of the Singing Mermaid and/or Sam Sly and write a list of adjectives to describe them. Write at least 4 sentences to describe one of these characters. Remember to include your adjectives, capital letters, finger spaces, full stops and the conjunctions including 'and' and 'but'. You could also use an exclamation mark and commas when writing a list. 	Write a letter from the Singing Mermaid to her friends in the ocean, about her experiences in the Circus. Will she ask her friends to rescue her? Take a walk through the text to find key pieces of information to use in your letter. 	Look at the picture from the story. Singing Mermaid Day 5 Write at least 5 sentences to describe what you can see e.g. The tiny, fast, ruby red crab is scuttling across the sparkling, glistening sand. Remember to use amazing adjectives and include commas when writing a list. You could get an adult to help use a thesaurus to find some different adjectives to use. 
Mathematics	<u>Money</u> In the story, the Singing Mermaid joins Sam Sly's circus. Ask a grown up for some real coins. Can you and your family role play going to the shop and paying for items at the shop? Try and work out how much change you would get. For example, An ice cream costs 20p. Candyfloss costs 50p. You pay with a £1 coin and get 30p change. You could also play the toy shop game online. 		<u>Pictogram</u> Look at the picture of the Singing Mermaid at Silversands. How many sea creatures can you see in the story? Can you create a pictogram? For example, 4 seals, 3 crabs etc. 		<u>Pictogram</u> Using the pictogram you created yesterday ask your grown up to ask you some questions. For example, How many crabs are there? How many seals and crabs altogether? How many more seals are there to crabs? What is the difference between the seals and crabs?
				<u>Capacity</u> In the story the Singing Mermaid gets put in a tank. Can you choose three containers. How many ml of water does it take to fill them? Can you work out the difference between them? 	

Topic	<u>Mindfulness Monday</u>	<u>Music</u>	<u>Singing Mermaid Art, Crafts and DT</u>	<u>Science</u>	<u>Fitness Friday</u>
	<p>Choose from one of the Cosmic Kids Yoga videos below</p> <p>Mimi Mermaid Yoga</p>  <p>or</p> <p>Under the Sea Yoga</p> 	<p>The Singing Mermaid loves to sing and has a beautiful singing voice.</p> <p>Do you like to sing?</p> <p>Let's all have a sing along to one of the songs in the Disney film The Little Mermaid. If you would prefer, you could just listen. These can be found on YouTube.</p>  <p>Discuss with an adult what you like or dislike about the song. Can you hear any instruments? Is it a female or male singing? Think about the tempo, is it fast or slow?</p> <p>You could compose (create) a song that the singing mermaid might sing. You could use a song from The Little Mermaid as inspiration.</p>	<p>Below are some examples.</p> <p>Design a new luxury tank for the singing mermaid to live in while she worked in the circus.</p> <p>Build a model of the circus tent. What materials will you need to use?</p> <p>The pages all have glitter on them. Can you make a piece of artwork that uses glitter to make things shine?</p> <p>A mermaid is half human with a fish's tail. Can you create a creature that is a mixture of two or more animals?</p> <p>Can you create a large picture of the singing mermaid using collage?</p> <p>Can you make your own mermaid using different materials?</p> 	<p>The story Singing Mermaid sings to a number of different types of fish and sea creatures. Can you find out the names of anymore fish or sea creatures? Discuss with an adult how are they similar and how are they different?</p>  <p>You might even like to do some Geography and find out which types of fish live in what oceans.</p>	<p>The acrobats in Singing Mermaid have to practice their balancing skills.</p>  <p>Here are a couple of balancing activities for you to try.</p> <p>Click on the video link below or find the challenge cards attached.</p> <p>Balance Time</p> <p>Ship Shape</p>
<p>Just for Fun: If you are able to print and your child would like to, there a lots of printable 'Singing Mermaid' activities online such as colouring. There is also a Singing Mermaid colouring sheet attached.</p>					

Did you know it's World Oceans Day on Monday 8th June? If you are interested check out <https://worldoceanday.school/> and <https://worldoceansday.org/>



Book Club

This week share Julia Donaldson's books you have at home or online.

Visit Julia Donaldson's website www.gruffalo.com to find out more about her and her books. There are fun activities and games to play.

Remember to continue to read books at www.collins.co.uk/pages/support-learning-at-home
(user name: parents@harpercollins.co.uk password: Parents20!)

Happy reading! 😊



Please remember that activities can be carried out from the screen and/or be adapted and home learning book used. You do not need to print them out unless you want to. Share your child's learning with them and talk about their answers together.