


















St Margaret's-at-Cliffe CP School

Home Learning Year 1

Class 1 w/b 15.06.20	Marvellous Monday	Terrific Tuesday	Wonderful Wednesday	Tremendous Thursday	Fabulous Friday
English	<p><u>Listen and Respond</u></p> <p>The Singing Mermaid by Julia Donaldson</p>   <p>Listen to The Singing Mermaid by clicking on the link above or you might have the book at home to read. Then answer the following questions.</p> <p>Who is the Author? Who is the main character? Where is the story set? What was your favourite part of the story and why?</p>	<p><u>Sequencing</u></p> <p>Sequence the story of The Singing Mermaid in the correct order. Click on the link below and add numbers or print, cut and stick in order.</p>  <p>Once you have completed the sequencing, please complete task 1 - True or False.</p>	<p><u>Story Map</u></p> <p>Listen to The Singing Mermaid again and create a story map.</p> <p>Remember to write the title of the story, draw pictures, write key words and draw arrows to the next part of the story. It might be nice to colour in your story map once you have finished.</p> <p>Tip: Magpie (borrow) some key words when listening to the story.</p> 	<p><u>Re-tell</u></p> <p>Using your story map, you created yesterday, can you now write the beginning and the middle of The Singing Mermaid?</p> <p>Remember to use capital letters, fingers spaces and full stops.</p> 	<p><u>Re-tell</u></p> <p>Using your story map to help you, write the ending of The Singing Mermaid and illustrate it by drawing a beautiful picture from the story.</p> 
Phonics	https://wandleenglishhub.org.uk/lettersandsounds/year-1 Letters and Sounds Year 1 Daily Lessons uploaded at 10.30am				
	Lesson 36 - y - fly	Lesson 37 - y – happy	Lesson 38 - are- square	Lesson 39 - ear – bear	Lesson 40 - Review
	<p>AND/OR Your child may like to visit phonics play or phonics bloom to revise their phonics skills. Focus on the sound of the day from above to revisit previous sounds learnt.</p>				
Handwriting	Visit www.teachhandwriting.co.uk/continuous-cursive-beginners-choice-4.html Use your red handwriting books to practise your handwriting				
	Tunnel: <i>b, p, u</i>	Hooks, loops & lines: <i>j, y</i>	Hooks, loops & lines: <i>f, k</i>	Hooks, loops & lines: <i>x</i>	Re-visit all letters

<p>Mathematics</p>	<p style="text-align: center;"><u>Directions</u></p> <p>Using the Circus Directions grid attached can you give the clown directions to different places on the grid?</p>  <p style="text-align: center;"><u>Investigate how to program a BeeBot</u></p> <p>Can you give directions to the BeeBot to spell your name? Can you give instructions to the BeeBot to get to a square chosen by a sibling or adult on the CVC mat?</p>		<p style="text-align: center;"><u>What's my number?</u></p> <p>Read the clues attached. Can you guess the number each sea creature is thinking of?</p> <p>E.g. I am less than 10 but more than 8.</p> <p style="text-align: center;">9</p>	<p style="text-align: center;"><u>2D Shapes</u></p> <p>Can you make a sandcastle using 2D shapes? You can find 2D shapes to use or you could draw them.</p> <p>Which shapes did you use? Can you describe the properties of the shapes you are using? E.g. how many sides? Are they curved or straight? How many vertices (corners)?</p> 	<p style="text-align: center;"><u>Maths Stories</u></p> <p>Can you think of and solve your own seaside maths stories? For example, There are 6 blue fish in the sea. 4 orange fish swim by. Now there are 10 fish in the sea.</p> <p>Can you write the matching number sentence? $6 + 4 = 10$</p> 
<p>Topic</p>	<p style="text-align: center;"><u>Mindfulness Monday</u></p> <p style="text-align: center;"><u>PSHE</u></p> <p>The Singing Mermaid had some wonderful friends who helped her in the story.</p>   <p>How do your friends help you? How do you help your friends?</p>	<p style="text-align: center;"><u>Under the Sea. What can you see?</u></p> <p>With an adult look at the Under the Sea. What can you see? PowerPoint, which is attached.</p>  <p>Are any of the sea creatures from the PowerPoint in the Singing Mermaid story?</p> <p>Choose one of the sea creatures and find out some fantastic facts about them. You could look</p>	<p style="text-align: center;"><u>Circus</u></p> <p>With an adult look at the Circus Photo PowerPoint and read the Circus Fact Cards. Then watch the circus video below. Can you point out any of the performers?</p>  <p>Can you design or write about your own circus? You could design it on paper by drawing and labelling it, you could draw it and write some sentences</p>	<p style="text-align: center;"><u>Science</u></p> <p>Look at all the sea creatures in the Singing Mermaid and see if you can name them all. You might like to draw and label them.</p>	<p style="text-align: center;"><u>Fitness Friday</u></p> <p>Under the Sea Dance Let's Dance with Cat</p>  <p>Just Dance Disney Party Under the Sea</p> 

	<p>You could discuss this with an adult or maybe you could create a colourful poster.</p>	<p>online or there are some fact file sheets attached for some sea creatures.</p> <p>You could discuss this with an adult, create a poster, or complete fact file. There are some Singing Mermaid Sea Creature Research templates attached if you would like to choose one suitable for you to use.</p>	<p>describing your circus or you could build one using different materials and make your performers to go inside your 'Big Top'.</p> <p>Think about what your circus tent would look like. What performers would you have in your circus?</p>	<p>Now can you sort and compare some of the sea creatures. For example, fins and no fins, scales and no scales, claws and no claws. You could use the sorting sheet attached to help you create your own table or you could record this in a Venn Diagram.</p>	
<p>If you are able to print and your child would like to, there a lots of printable 'Singing Mermaid' activities online such as colouring.</p>					
<p>Book Club</p>	<p>This week continue to share Julia Donaldson's books or any books you can find about the sea, mermaids or a circus.</p> <p>You could re-visit Julia Donaldson's website www.gruffalo.com to find out more about her and all the illustrators of her books. There are fun activities and games to play.</p>				



Please remember that activities can be carried out from the screen and/or be adapted and home learning book used. You do not need to print them out unless you want to. Share your child's learning with them and talk about their answers together.