




















# St Margaret's-at-Cliffe CP School

## Home Learning

Class R w/b 22.06.20	Marvellous Monday	Terrific Tuesday	Wonderful Wednesday	Tremendous Thursday	Fabulous Friday
English	Letters and Sounds Reception Daily Lessons uploaded at 10.00am <a href="https://wandleenglishhub.org.uk/lettersandsounds/reception">https://wandleenglishhub.org.uk/lettersandsounds/reception</a>				
	<p align="center"><b>Phonics</b></p> <p>Lesson 41- Adjacent consonants and short vowel sounds</p>	<p align="center"><b>Phonics</b></p> <p>Lesson 42- Adjacent consonants and short vowel sounds</p>	<p align="center"><b>Phonics</b></p> <p>Lesson 43- Adjacent consonants and short vowel sounds</p>	<p align="center"><b>Phonics</b></p> <p>Lesson 44- Adjacent consonants and short vowel sounds</p>	<p align="center"><b>Phonics</b></p> <p>Lesson 45- Adjacent consonants and short vowel sounds</p>
<p><b>AND/OR</b> Your child may like to visit phonics play or phonics bloom to revise their phonics skills.</p>					
	<p><u>Beach Day – Sounds Like Fun</u></p> <p>You are at the beach. Listen to the sound videos and look at the beach bag picture cards which are all attached.</p> <p>Write a postcard to someone about what you are doing at the beach and what you can see, hear and feel.</p> <p>You might also use your own experiences from previously being at a beach.</p> <p>There is a postcard template attached if you would like to use it.</p> 	<p><u>Sea Safety</u></p> <p>Discuss what you already know about the sea and sea safety.</p>  <p>With an adult go through the Water Safety PowerPoint and read 'A day by the water' where you will find out about friends, Choppy the cat and Ruff the dog, and their misadventure at the park. This is on the same PowerPoint.</p> <p>Choose one of the Spot the Dangers poster, see if you can spot the dangers.</p>	<p><u>Real Life Rescue</u></p>  <p>With an adult read 'The Real Life Rescue' story, answer the story questions and take the short quiz. Everything is on the PowerPoint attached.</p>	<p><u>To the Rescue</u></p> <p>Look at the 'To the Rescue' PowerPoint.</p>  <p>Draw a picture and write some key words of what the RNLI do and what equipment they use to help them.</p>	<p><u>Tips for staying safe in the sun</u></p> <p>Share the video clip and information with your child by clicking on the picture below.</p>  <p>Design and write your own Sun safety poster.</p> <p>Discuss with an adult which things would be important to pack for a trip to the beach. You could use the sheets attached to help you.</p>
<p>Remember to continue to read books on the <a href="#">Collins Website</a>. (user name: parents@harpercollins.co.uk password: Parents20!)</p>					

Mathematics	<p><b><u>Summer I Spy</u></b> Sheet attached</p> 	<p><b><u>Summer Addition</u></b> Sheet attached</p> 	<p><b><u>Summer Counting</u></b> Sheet attached</p> 	<p><b><u>Summer Counting in 10's</u></b> <b><u>Missing Numbers</u></b> Sheet attached</p> 	<p><b><u>Summer Size Matching</u></b> Sheet attached</p> 
	<p><b><u>Mindfulness Monday</u></b></p> <p>The first day of summer was on Saturday 20<sup>th</sup> June.</p> <p>Watch the video below to look at different signs of Summer.</p>  <p>You could also take a walk and see which signs of Summer you notice near to where you live. You might like to collect somethings on your walk.</p> <p>Discuss, draw, write or make a collage of signs of summer you have seen on the video or on your walk.</p>	<p><b><u>Music</u></b></p> <p>Listen to and sing the Water Hero song. PowerPoint is attached. Can you make up any actions to go with the words?</p> <p><b><u>Summer Craft</u></b></p> <p>Create a beautiful summer piece of art or craft.</p>  	<p><b><u>Stay Together</u></b></p> <p>With an adult look at the Stay Together PowerPoint and discuss when you should stay with an adult.</p>  <p>Talk about why it is important to stay with an adult at the beach.</p> <p>You could draw a picture of you and your family at the beach.</p>	<p><b><u>Fly the Flag</u></b></p> <p>Look at the PowerPoint attached to learn about different flags on the beach.</p>  <p>Discuss what each flag means.</p> <p>Use the template to colour each flag or draw them yourself.</p> <p>You can use the Fly the Flag poster to help you.</p>	<p><b><u>Fitness Friday</u></b></p> <p>Choose one of the summer workouts to do. You could challenge yourself to doing all three! 😊</p> <p><a href="#">Boom Chicka Boom Summer</a></p> <p><a href="#">Stretch out and Pose like a Surfer Dude</a></p> <p><a href="#">Just Dance – Surfin' USA</a></p> 

Please remember that activities can be carried out from the screen and/or be adapted and home learning book used. You do not need to print them out unless you want to. Share your child's learning with them and talk about their answers together.