









# St Margaret's-at-Cliffe CP School

## Home Learning Year 1

Class 1 w/b 22.06.20	Marvellous Monday	Terrific Tuesday	Wonderful Wednesday	Tremendous Thursday	Fabulous Friday
<p>English</p>  <p><b><u>Beach Day – Sounds Like Fun</u></b></p> <p>Pretend you are at the beach. Listen to the sound videos and look at the beach bag picture cards which are all attached. Write a postcard to someone about what you are doing at the beach and what you can see, hear and feel.</p> <p>You might also use your own experiences from previously being at a beach.</p> <p>There is a postcard template attached if you would like to use it.</p> 	<p><b><u>Sea Safety</u></b></p> <p>Discuss what you already know about the sea and sea safety.</p>  <p>With an adult go through the Water Safety PowerPoint and read 'A day by the water' where you will find out about friends, Choppy the cat and Ruff the dog, and their misadventure at the park. This is on the same PowerPoint.</p> <p>Create a poster about what you have learnt from the PowerPoint.</p> <p>Choose one of the Spot the Dangers poster, see if you can spot the dangers.</p>	<p><b><u>Real Life Rescue</u></b></p>  <p>With an adult read 'The Real Life Rescue' story, answer the story questions and take the short quiz. Everything is on the PowerPoint attached.</p>	<p><b><u>To the Rescue</u></b></p> <p>Look at the 'To the Rescue' PowerPoint.</p>  <p>Draw a picture and write at least 3 sentences about what the RNLI do and what equipment they use to help them.</p>	<p><b><u>Tips for staying safe in the sun</u></b></p> <p>Share the video clip and information with your child by clicking on the picture below.</p>  <p>Design and write your own Sun safety poster.</p> <p>Draw and label things that would be important to pack for a trip to the beach. You could use the sheets attached to help you.</p>	
Phonics	<p><a href="https://wandleenglishhub.org.uk/lettersandsounds/year-1">https://wandleenglishhub.org.uk/lettersandsounds/year-1</a> Letters and Sounds Year 1 Daily Lessons uploaded at 10.30am</p>				
	Lesson 41 - ou – trouble	Lesson 42 - dge – bridge	Lesson 43 - ai - chain, ay - play, a-e - make, a - apron	Lesson 44 - ey donkey	Lesson 45 - Review

**AND/OR** Your child may like to visit phonics play or phonics bloom to revise their phonics skills.  
Focus on the sound of the day from above to revisit previous sounds learnt.

**Handwriting**

Visit [www.teachhandwriting.co.uk/continuous-cursive-beginners-choice-4.html](http://www.teachhandwriting.co.uk/continuous-cursive-beginners-choice-4.html)

Use your red handwriting books to practise your handwriting

Practise any of the letters you struggled with over the last two weeks and then practise writing your name and some Year 1 common exception words (sheet is attached).

**Mathematics**

**Summer I Spy**

Sheet attached



**Time to go on holiday**

Sheet attached



**Summer Picnic Multiplication**

Sheet attached



**Frog Lily Pad Counting in 2's**

**Maze**

Sheet attached



**Boat Number Representations**

Sheet attached



**Topic**

**Mindfulness Monday**

The first day of summer was on Saturday 20<sup>th</sup> June.

Watch the video below to look at different signs of Summer.




You could also take a walk and see what signs of Summer you notice near to where you live. You might like to collect some things on your walk. Discuss, draw, write or make a collage of signs of summer you have seen on the video or on your walk.

**Music**

Listen to and sing the Water safety song  
PowerPoint is attached.  
Can you make up any actions to go with the words?

**Summer Craft**

Create a beautiful summer piece of art or craft.



**Stay Together**

With an adult look at the Stay Together PowerPoint and discuss when you should stay with an adult.



Talk about why it is important to stay with an adult at the beach.

You could draw a picture of you and your family at the beach and label it.

**Fly the Flag**

Look at the PowerPoint attached to learn about different flags on the beach.



Discuss what each flag means. Use the template to colour each flag or draw them yourself. You can use the Fly the Flag poster to help you.

**Fitness Friday**

Choose one of the summer workouts to do. You could challenge yourself to doing all three! 😊

[Boom Chicka Boom Summer](#)

[Stretch out and Pose like a Surfer Dude](#)

[Just Dance – Surfin' USA](#)



**Something Creative Just for Fun:** Oban Lifeboat Challenge - Can you make a 3D model of our lifeboat 'Mora Edith MacDonald'? If you have a printer, print the page at A4 and see if you can assemble it!



Book Club

**Summer Reading Bingo**

Over the next 4 weeks please use the Summer Reading Bingo (sheet attached) for your book club.



Please remember that activities can be carried out from the screen and/or be adapted and home learning book used. You do not need to print them out unless you want to. Share your child's learning with them and talk about their answers together.