



















# St Margaret's-at-Cliffe CP School

## Home Learning

Class 2 w/b 22.06.20	Marvellous Monday	Terrific Tuesday	Wonderful Wednesday	Tremendous Thursday	Fabulous Friday
<b>English</b>    <p>You are at the beach. Listen to the sound videos and look at the beach bag picture cards which are all attached.</p> <p>Write a postcard to someone about what you are doing at the beach and what you can see, hear and feel.</p> <p>You might also use your own experiences from previously being at a beach.</p> <p>There is a postcard template attached if you would like to use it.</p> 	<b>Vocabulary Ninja Word of the Day</b>  <p><b><u>Beach Day – Sounds Like Fun</u></b></p> <p>Discuss what you already know about the sea and sea safety. With an adult go through the Water Safety PowerPoint and read 'A day by the water' where you will find out about friends, Choppy the cat and Ruff the dog, and their misadventure at the park. This is on the same PowerPoint.</p>   <p>Create a poster about what you have learnt from the PowerPoint.</p> <p>Using the 'Spot the Dangers' posters, see if you can spot the dangers.</p>	<b>Vocabulary Ninja Word of the Day</b>  <p><b><u>Real Life Rescue</u></b></p>   <p>With an adult read 'The Real Life Rescue' story, answer the story questions and take the short quiz. Everything is on the PowerPoint attached.</p>	<b>Vocabulary Ninja Word of the Day</b>  <p><b><u>To the Rescue</u></b></p> <p>Look at the 'To the Rescue' PowerPoint.</p>   <p>Draw a picture and write at least 5 sentences about what the RNLI do and what equipment they use to help them.</p>	<b>Vocabulary Ninja Word of the Day</b>  <p><b><u>Tips for staying safe in the sun</u></b></p> <p>Share the video clip and information with your child by clicking on the picture below.</p>   <p>Design and write your own Sun safety poster.</p> <p>Using the 'What Shall We Pack' picture cards and worksheet, which are attached, decide which items should go in which section of the table.</p>	
<b>Mathematics</b>  <p><b><u>Summer I Spy</u></b> Sheet attached</p> 	<p><b><u>Time to go on holiday</u></b> Sheet attached</p> 	<p><b><u>Summer Sequence</u></b> Sheet attached</p> 	<p><b><u>Summer Place Value Code Breaker</u></b> Sheet attached</p> 	<p><b><u>Boat Number Representations</u></b> Sheet attached</p> 	

Topic	<u>Mindfulness Monday</u>	<u>Music</u>	<u>Stay Together</u>	<u>Fly the Flag</u>	<u>Fitness Friday</u>
	<p>The first day of summer was on Saturday 20<sup>th</sup> June.</p> <p>Watch the video below to look at different signs of Summer.</p>  <p>You could also take a walk and see what signs of Summer you notice near to where you live. You might like to collect some things.</p> <p>Discuss, draw, write or make a collage of signs of summer you have seen on the video or on your walk.</p>	<p>Listen to and sing the Water safety song. PowerPoint is attached. Can you make up any actions to go with the words?</p> <p><u>Summer Craft</u></p> <p>Create a beautiful summer piece of art or craft.</p> 	<p>With an adult look at the Stay Together PowerPoint and discuss when you should stay with an adult.</p>  <p>Talk about why it is important to stay with an adult at the beach.</p> <p>You could draw a picture of you and your family at the beach and write some sentences about what you are doing.</p>	<p>Look at the PowerPoint attached to learn about different flags on the beach.</p>  <p>Discuss what each flag means. Use the template to colour each flag or draw them yourself. You can use the Fly the Flag poster to help you.</p>	<p>Choose one of the summer workouts to do. You could challenge yourself to doing all three!</p> <p>😊</p> <p><a href="#">Boom Chicka Boom Summer</a></p> <p><a href="#">Stretch out and Pose like a Surfer Dude</a></p> <p><a href="#">Just Dance – Surfin’ USA</a></p> 

**Something Creative Just for Fun:** Oban Lifeboat Challenge - Can you make a 3D model of our lifeboat 'Mora Edith MacDonald'? If you have a printer, print the page at A4 and see if you can assemble it!



Book Club  
Summer Reading Bingo

Over the next 4 weeks please use the Summer Reading Bingo (sheet attached) for your book club.



Happy reading!



Remember to continue to read books at [www.collins.co.uk/pages/support-learning-at-home](http://www.collins.co.uk/pages/support-learning-at-home)  
(user name: parents@harpercollins.co.uk password: Parents20!)

Please remember that activities can be carried out from the screen and/or be adapted and home learning book used. You do not need to print them out unless you want to. Share your child's learning with them and talk about their answers together.