








# St Margaret's-at-Cliffe CP School

## Home Learning Year 1

Class 1 w/b 06.07.20	Marvellous Monday	Terrific Tuesday	Wonderful Wednesday	Tremendous Thursday	Fabulous Friday
<b>English</b>	<p style="text-align: center;"><b><u>All About Traditional Tales</u></b></p> <p>With an adult read about Traditional Tales and play the quiz on the 'All about Traditional Tales' PowerPoint attached.</p> <div style="text-align: center;">  </div>	<p style="text-align: center;"><b><u>Listen and Respond</u></b></p> <div style="text-align: center;">  </div> <p>Listen to The Princess and the Pea by clicking on the link above or you might have the book at home to read.</p> <p>Then answer some story questions, sheet attached.</p> <p>Draw a picture from the story.</p>	<p style="text-align: center;"><b><u>Story Map</u></b></p> <p>Listen to The Princess and the Pea again and create a story map.</p> <div style="text-align: center;">  </div> <p>Remember to write the title of the story, draw pictures, write key words and draw arrows to the next part of the story. It might be nice to colour in your story map once you have finished.</p> <p><b>Tip:</b> Magpie (borrow) some key words when listening to the story.</p>	<p style="text-align: center;"><b><u>Re-tell</u></b></p> <p>Using your story map, you created yesterday. Write the beginning and the middle of The Princess and the Pea</p> <p>Remember to use capital letters, fingers spaces and full stops.</p> <div style="text-align: center;">  </div>	<p style="text-align: center;"><b><u>Re-tell and illustrate</u></b></p> <p>Using your story map to help you, write the ending of The Singing Mermaid and illustrate it by drawing a beautiful picture from the story.</p> <div style="text-align: center;">  </div>
<b>Phonics</b>	<p><a href="https://wandleenglishhub.org.uk/lettersandsounds/year-1">https://wandleenglishhub.org.uk/lettersandsounds/year-1</a></p> <p>Letters and Sounds Year 1 Daily Lessons uploaded at 10.30am</p> <p>Some of the videos are longer than others, so you may wish to watch these in two parts.</p>				
	Lesson 51 - si - vision, s - measure	Lesson 52 - ti - action	Lesson 53 - is - mansion, ssi - mission	Lesson 54 - ci - special	Lesson 55 - Review
	<p><b>AND/OR</b> Your child may like to visit phonics play or phonics bloom to revise their phonics skills.</p> <p>Focus on the sound of the day from above to revisit previous sounds learnt.</p>				
<b>Handwriting</b>	<p>Visit <a href="http://www.teachhandwriting.co.uk/continuous-cursive-beginners-choice-4.html">www.teachhandwriting.co.uk/continuous-cursive-beginners-choice-4.html</a></p> <p>Use your red handwriting books to practise your handwriting</p> <p>Keep practising any of the letters you struggle with and then practise writing some more Year 1 common exception words (sheet is attached).</p>				

**Mathematics**

**Read and write numbers to 100**

Listen to the Number Song below and sing along.



Using the sheet attached write some of the numbers to 100.

**Write numbers in words to 20**

Listen to the song below and practise writing your number words from 1-10



Listen to the song below and then practise writing your number words from 11-20



Can you write the words without looking?  
You might need to pause the video throughout.

**More than and Less than**

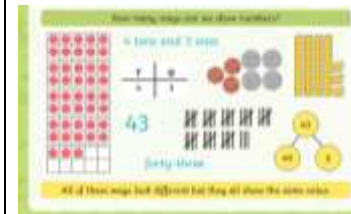
Click the link below to play Chopper Squad. You need to identify one more than and one less than the number given. See if you can get to 100!



There is also a 1 more than and 1 less than sheet attached if you would like to give that a go.

**Representing Numbers**

Watch the BBC Bitesize video and complete Activity 1 and 2 on the link below. If you can't print activity 1, don't worry just discuss why each square represents the same number. Activity 2 can be completed on screen.



**Tens and Ones**

Watch the BBC Bitesize video and complete Activity 1 and 2 on the link below. Then try the activities again but with different numbers up to 50.



You could then play a game of Place Value Basketball.



**Topic**

**Mindfulness Monday**

Click on the links below for some mindfulness and relaxation.

**Yes You Can!**



**Peace Out 1 - Balloon**



**Arts and Crafts**

Design or make a Princess dress or Prince outfit or a crown ready for our story tomorrow.



**Life cycle of a Pea Plant**

Click on the link below and watch the video. Then go through the PowerPoint with an adult. Complete one of the life cycle sheets attached or draw your own.



Listen to the Five Little Peas Song



You might even like to plant your own pea seed and watch it grow.

**Arts and Crafts**

Can you make your own peas in a pod craft?



You could click on the link if you need support or a printout.

**Music**



In The Princess and the Pea there is a thunderstorm. Watch the weather music link above and complete the task on the video. Remember to listen carefully!

Now can you use different objects to make sounds for different types of weather? For example, pots and pans for thunder.

**Arts and Crafts**

Can you make a weather craft?



**Castles**

Click on the link below to listen to the castle song.



With an adult read the Castle PowerPoint attached.

**Arts and Crafts**

Make a 2D or 3D castle. Examples below.



**Fitness Friday**

Lily Pad Jump PE Lesson



I like to Move it - Go Noodle Zumba



**Arts and Crafts**

How many mattresses are you going to use for the Princess?



<b>Book Club</b>	<p style="text-align: center;">Continue with completing your Summer Bingo sheet</p> <p style="text-align: center;"><b><u>Serial Mash</u></b></p> <p style="text-align: center;">Log on to Purple Mash and click on Serial Mash. Serial Mash has a wealth of books to read on screen for all age groups. They are split into chapters and each chapter then has a quiz, sequencing and other activities to help with comprehension.</p>
------------------	--

Please remember that activities can be carried out from the screen and/or be adapted and home learning book used. You do not need to print them out unless you want to. Share your child's learning with them and talk about their answers together.