







St Margaret's-at-Cliffe CP School

Home Learning – Year 1

Class 1 w/b 20.07.20	Marvellous Monday	Terrific Tuesday	Wonderful Wednesday	Tremendous Thursday	Fabulous Friday
	Monday is the St. Margaret's Virtual Sports Day. I have given you a selection of activities for you to choose from on Tuesday. These do not all have to be completed. They are there for you to pick and choose what you would like to do.				
English	 <p>All the information regarding our Virtual Sports Day was to you via Parent Mail on 10.07.20.</p> <p>The information and sheets have also been attached to this week's home learning.</p>	<p><u>What I Loved and My Hopes</u></p> <p>Think about what you have enjoyed this year in Year 1 and what your hopes are for next year when you go into Year 2.</p> <p>There are different sheets attached for you to use and complete or you can create your own.</p>  <p><u>Thank You</u></p> <p>Make and write a thank you card to someone who has helped you with your home learning during this time. You might like to tell them which learning activities were your favourite.</p> 			



Sharing Equally - Division

BBC SuperMovers

Click on the link below to join in with



Fair Shares - Doggy Division

Click on the link below to play the game.



Fairy Tale Party Sharing






Work through the PowerPoint attached.



Sharing the Teddy Bears' Picnic

Complete the activity sheet attached.



<p>Topic</p>		<p><u>Summer Nature Walk</u> Go on a summer nature walk and talk about what things you can smell, see, feel, hear. There is a Summer Nature Walk sheet to complete during your walk or when you get back.</p> <p><u>Summer Craft</u> Click on the link below for lots of summer crafts ideas you can do.</p>  <p><u>Summer Holiday Wishes</u> Using the Summer Holiday Wishes sheet attached write what wishes you have for this summer.</p> <p><u>Summer Colouring</u> If you are able to print, there are some summer colouring sheets attached.</p>  <p><u>Homemade Ice Cream</u> Follow the recipe attached and make some yummy homemade ice cream.</p> 	
<p>Remember to continue to read books on the Collins Website. (user name: parents@harpercollins.co.uk password: Parents20!) AND/OR Log on to Purple Mash and click on Serial Mash. Serial Mash has a wealth of books to read on screen for all age groups. They are split into chapters and each chapter then has a quiz, sequencing and other activities to help with comprehension.</p>			

Please remember that activities can be carried out from the screen and/or be adapted and home learning book used. You do not need to print them out unless you want to. Share your child's learning with them and talk about their answers together.

I would like to take this opportunity to say a big well done and thankyou. Well done to all the grown-ups and children for all their efforts and dedication to carrying out their learning at school or at home. Mrs Wallis and I have had a wonderful time with the children who returned to school. They faced many changes and we are very proud of them. They have been extremely well mannered and behaved; giving their best at all times. They are looking forward to being buddies to their friends returning to school in September, helping them get used to some of the new routines they will face. For those of you at home – we have missed you and your friends in school talk of you often. We are proud of how brave you have been and am sure you have been having good times at home. Thankyou for keeping in contact and sharing the lovely work and milestones, such as riding a bike, reading or losing a tooth. It has been so special to have you share these precious moments with us. We can't wait to see you all in September. Happy Holidays. Stay Safe.

Kirsty Lewis and Louisa Wallis