






St Margaret's-at-Cliffe CP School – Class 1 w/c: 05.10.20



	Monday	Tuesday	Wednesday	Thursday	Friday
 <p>Maths</p>	<p>WALT: be able to recognise parts and wholes (White Rose Objective)</p> <p>Task: manipulatives and part, part whole model.</p>	<p>WALT: be able to use parts and wholes (White Rose Objective)</p> <p>Task: simple recording of part, part whole model.</p>	<p>WALT: be able to record using parts and wholes (White Rose Objective)</p> <p>Task: dice recording of parts and wholes.</p>	<p>WALT: be able to use the addition symbol (White Rose Objective)</p> <p>Task: Under the sea, count and add, with addition sign.</p>	<p>WALT: be able to use the addition symbol (White Rose Objective)</p> <p>Task: Numicon addition with pictures and addition sign.</p>
Online Maths	https://whiterosemaths.com/homelearning/year-1				
 <p>Phonics</p>	<p>WALT: identify two syllable words</p> <p>Letter, tablet, growing, children. children to clap out the syllables.</p>	<p>WALT: identify two syllable words</p> <p>Letter, tablet, growing, children. children to clap out the syllables.</p>	<p>WALT: identify two syllable words</p> <p>Spell two syllable words with a partner</p>	<p>WALT: be able to read tricky words</p> <p>Reading tricky words were, there, little, one</p> <p>Teach spelling tricky words they, all, are</p> <p>Task: tricky word hunt</p>	<p>WALT: be able to write tricky words</p> <p>Reading tricky words were, there, little, one</p> <p>Teach spelling tricky words they, all, are</p>
Online Phonics	https://www.phonicsplay.co.uk/resources/phase/4 All blending and segmenting activities				
 <p>English</p>	<p>WALT: be able to describe main story settings and events</p> <p>'The Worrysaurus'</p> <p>Task: Read the story and complete the activity verbally as a class to answer the comprehension questions</p> <p>Listen to the story</p>	<p>WALT: be able to write words that are phonetically plausible</p> <p>The Worrysaurus had special items in his box that made him feel better?</p> <p>Task: What would be in your box? Draw and label the items</p>	<p>WALT: be able to write words that are phonetically plausible</p> <p>Task: Describe – with captions, including colour adjectives - The Worrysaurus</p> <p>Colour the picture in</p>	<p>WALT: be able to write words that are phonetically plausible</p> <p>Task: Create and label a Worrysaurus map to show the details included – tree, cave</p>	<p>WALT: be able to write words that are phonetically plausible</p> <p>Task: Write a simple letter to Mum, from The Worrysaurus</p>

Foundation	<p>Geography 1</p> <p>Task – making classroom map, label parts of our classroom</p> <p>WALT: to be able to use a simple map</p>	<p>Geography 2</p> <p>Task – planning a route around our school</p> <p>WALT: to be able to use simple fieldwork and observational skills to study the geography of their school</p>	<p>PE</p> <p>WALT: be able to master basic movements</p> <p>Task: throwing and catching partner games</p>	<p>Geography 4</p> <p>Task – Use photographs of local area</p> <p>WALT: to be able to use aerial photographs and plan perspectives to recognise landmarks</p>	<p>Geography 5</p> <p>Task – Compass game on playground</p> <p>WALT: to be able to use simple compass directions</p>
Geography Links	<p>https://www.youtube.com/watch?v=DSnVCV4uGGQ (How to make a map)</p> <p>https://www.bbc.co.uk/teach/class-clips-video/geography-ks1 (Introduction to maps KS1)</p>				