



EYFS-Weekly Plan




Class Teachers: Mrs Collins and Mrs Wallis
Teaching Assistant: Miss Woodward

W/C 23/11/20	<u>Monday</u>	<u>Tuesday</u>	<u>Wednesday</u>	<u>Thursday</u>	<u>Friday</u>
<p>Phonics Phase 2</p> <p>I can segment the sounds in simple words and blend them together.</p>	<p><u>Flash cards:</u> s a t p i n m d g o c k c k e, u + r</p> <p>Read captions together. Model blending words to read. Sentences</p>	<p><u>Flash cards:</u> s a t p i n m d g o c k c k e, u + r</p> <p>Read captions together. Model blending words to read. Sentences</p>	<p><u>Flash cards:</u> s a t p i n m d g o c k c k e, u + r</p> <p>Read captions together. Model blending words to read. Sentences</p>	<p><u>Flash cards:</u> s a t p i n m d g o c k c k e, u + r</p> <p>Read captions together. Model blending words to read. Sentences</p>	<p><u>Flash cards:</u> s a t p i n m d g o c k c k e, u + r</p> <p>Read captions together. Model blending words to read. Sentences</p>
<p>Phonics Videos for home - https://lettersandsounds.org.uk/for-home/reception</p>					
<p>Literacy</p> <p>I can write labels.</p>	<p>Read the story 'Whatever Next' by Jill Murphy. What was your favourite part of the story?</p> <p>Group task: Make a list of items needed for a trip to the moon.</p> <p>CI: Whatever next colouring Roll and read tricky word mats. Phonics Game</p>	<p>Read the story 'Whatever Next'. Questions about the story For example Where was Baby Bear going? What did he take with him? What did he do when he got to the Moon?</p> <p>Group task: Make a list of items needed for a trip to the moon.</p> <p>CI: Whatever next colouring Roll and read tricky word mats. Phonics Game</p>	<p>Create a class story map of 'Whatever Next'.</p> <p>Group task: Make a list of items needed for a trip to the moon.</p> <p>CI: Whatever next colouring Roll and read tricky word mats. Phonics Game</p>	<p>Sequence pictures from the story 'Whatever Next'.</p> <p>Group task: Make a list of items needed for a trip to the moon.</p> <p>CI: Whatever next colouring Roll and read tricky word mats. Phonics Game</p>	<p style="text-align: center;">R.E</p> <p>What happens at Christmas and why? I can talk about why Christmas is special to Christians. Have some pictures from the nativity story. Can the children identify the story? Show the children an image of Jesus as a baby and explain that the special birthday that is celebrated by many Christians is Jesus' birthday.</p> <p>Group task: Make a list of items needed for a trip to the moon.</p> <p>CI: Whatever next colouring Roll and read tricky word mats. Phonics Game</p>
<p>Sky writer letter formation- http://www.ictgames.com/mobilePage/skyWriter/index.html Whatever Next by Jill Murphy- https://www.youtube.com/watch?v=6c5cb0u0rPM</p>					



EYFS-Weekly Plan

Class Teachers: Mrs Collins and Mrs Wallis
Teaching Assistant: Miss Woodward

<p>Maths</p> <p>I can find one more or one less from a group of up to five objects, then ten objects.</p>	<p>Starter- In the style of 'Rock, Paper, Scissors. Number, number, Number...</p> <p>Group task- Finding one more and one less on a fives frame or number line.</p> <p>CI: Counting game Number rhymes Ordering numbers on a washing line.</p>	<p>Starter- One more than a given number.</p> <p>Group task- Finding one more and one less on a fives frame or number line.</p> <p>CI: Counting game Number rhymes Ordering numbers on a washing line.</p>	<p>Starter- In the style of 'Rock, Paper, Scissors. Number, number, Number...</p> <p>Group task- Finding one more and one less on a fives frame or number line.</p> <p>CI: Counting game Number rhymes Ordering numbers on a washing line.</p>	<p>Starter- One more than a given number.</p> <p>Group task- Finding one more and one less on a fives frame or number line.</p> <p>CI: Counting game Number rhymes Ordering numbers on a washing line.</p>	<p>Starter- Numberblocks</p> <p>Group task- Finding one more and one less on a fives frame or number line.</p> <p>CI: Counting game Number rhymes Ordering numbers on a washing line.</p>
<p>Online Maths Lesson - https://classroom.thenational.academy/lessons/exploring-one-less-within-10-cgtk0c?from_query=one+more+and+one+less</p>					
<p>Forest School</p> <p>I can manipulate materials to achieve a planned effect.</p> <p>I can construct with a purpose in mind.</p>		<p>Listen to 'Not a Stick' by https://www.youtube.com/watch?v=jwqxd4SfNcw Antoinette Portis</p> <p>Making letters with nature Making numbers with nature Den Building</p> 			
<p>Discovery Time</p>	<p>Tuff Tray: see below for ideas UW: Space investigation area. PD: Split pin astronaut EAD: Space playdough mats</p>	<p>Tuff Tray: see below for ideas UW: Space investigation area. PD: Split pin astronaut EAD: Space playdough mats</p>	<p>Tuff Tray: see below for ideas UW: Space investigation area. PD: Split pin astronaut EAD: Space playdough mats</p>	<p>Tuff Tray: see below for ideas UW: Space investigation area. PD: Split pin astronaut EAD: Space playdough mats</p>	<p>Tuff Tray: see below for ideas UW: Space investigation area. PD: Split pin astronaut EAD: Space playdough mats</p>



EYFS-Weekly Plan

Class Teachers: Mrs Collins and Mrs Wallis
Teaching Assistant: Miss Woodward

Tuff Tray Ideas

