






St Margaret's-at-Cliffe CP School – Class 1 w/c: 07.12.20

	Monday	Tuesday	Wednesday	Thursday	Friday
 Maths	<p>WALT: be able to add and subtract (one digit numbers) explaining their method verbally in pictures or using apparatus.</p> <p>Task – Complete addition facts within ten using part/whole model on Father Christmas!</p>	<p>WALT be able to add and subtract (one digit numbers) explaining their method verbally in pictures or using apparatus.</p> <p>Task – Record number facts for ten using a number frame and Christmas baubles</p>	<p>WALT be able to subtract (one digit numbers) explaining their method verbally in pictures or using apparatus.</p> <p>Task – Using pictures of snowmen, complete subtraction activity by taking away snowmen</p>	<p>WALT: be able to solve one step problems that involve subtraction</p> <p>Task – Shared task, working with a partner, children to cut our read and write subtraction sentence to solve word problems to ten</p>	<p>WALT: be able to read and interpret mathematical statements involving addition (+), subtraction (-) and equals (=) signs.</p> <p>Task – solve both addition and subtraction sentences in order to complete Christmas colouring picture</p>
Online Maths	<p>https://whiterosemaths.com/homelearning/year-1/ Addition and Subtraction within ten Parent Workbooks White Rose Maths www.bbc.co.uk/cbeebies/puzzles/numberblocks-number-magic-adding-and-subtracting Revise addition and subtraction</p>				
 Phonics	<p>WALT: be able to segment spoken words into individual phonemes</p> <p>Recap–Speed sounds Phase 3</p> <p>Task – Blending for reading</p> <p>ICT games – Blending Bingo</p>	<p>WALT: be able to segment spoken words into individual phonemes</p> <p>Recap–blending ccvc/cvcc words</p> <p>Task – caption write Ph 4</p> <p>Picnic on Pluto (Phonics Play)</p>	<p>WALT: be able to segment spoken words into individual phonemes</p> <p>Recap –Speed sounds Phase 3</p> <p>Task – Blending for reading</p> <p>ICT games – Blending Bingo</p>	<p>WALT: be able to segment spoken words into individual phonemes</p> <p>Recap–blending ccvc/cvcc words</p> <p>Task – caption write Ph 4</p> <p>ICT games – writing runway</p>	<p>WALT: be able to segment spoken words into individual phonemes</p> <p>Recap –Speed sounds Phase 3</p> <p>Task – Blending for reading</p> <p>ICT games – Blending Bingo</p>
Online Phonics	<p>https://www.phonicsbloom.com/uk/game/list/phonics-games-phase-4 Play the phase 4 games – sentence substitution, Odd and Bob, Alien Escape and word pairs</p>				
 English	<p>WALT: be able to retell key stories (Nativity)</p> <p>Task: Group nativity practice</p>	<p>WALT: be able to retell key stories (Nativity)</p> <p>Task: Group nativity practice</p>	<p>WALT: be able to retell key stories (Nativity)</p> <p>Task: Group nativity performance</p>	<p>WALT: be able to sequence sentences to form short narratives</p> <p>Task: nativity recount</p>	<p>WALT: be able to read and write common exception words</p> <p>Task: Common Exception word hunt and write</p>
Online English	<p>Little Bird spelling – year 1 www.ictgames.com/littlebirdspelling</p> <p>Complete these BBC Bitesize English lessons online here: - https://www.bbc.co.uk/bitesize/collections/year-1-and-p2-english-lessons/1</p>				

<p>English: Writing</p> <p>Writing sentences</p> <p>Learn to understand what a sentence is and recognise what it needs to be complete.</p>	<p>English: Writing</p> <p>Types of sentences</p> <p>Learn to identify and use a range of sentence types</p>	<p>English: Writing</p> <p>Saying sentences out loud</p> <p>Learn how to say sentences out loud before writing them down to make sure they make sense.</p>	<p>English: Writing</p> <p>Handwriting: using finger spaces</p> <p>Learn to understand what a finger space is and how to use them in your writing.</p>
---	---	---	---

Write some sentences of your own. Can you write any question or exclamation sentences?

Foundation Science	<p>Art 1</p> <p>WALT: be able to discuss the work of an artist, describing the differences and similarities between different practices and disciplines</p> <p>Task – Group task explore large scale paper collage – inspired by Henri Matisse</p>	<p>Art 2</p> <p>WALT: to be able to develop a range of art and design techniques, using colour, pattern, texture, line, shape, form and space</p> <p>Task – Begin designing and preparing materials for paper plate bauble collage, sorting materials by texture/design</p>	<p>PE Dance</p> <p>WALT: be able to perform dances using simple movement patterns</p> <p>Task – Nutcracker Dance</p>	<p>Art 3</p> <p>WALT: be able to develop a range of art and design techniques, using colour, pattern, texture, line, shape, form and space</p> <p>Task – Creative task, complete design and complete collage Christmas bauble</p>	<p>Art 4</p> <p>WALT: be able to use a range of materials creatively to design and make products</p> <p>Task – Creative task – Collage Christmas Trees design and begin to create</p>
--------------------	---	--	---	--	--

www.bbc.co.uk/teach/class-clips-video/art-and-design-using-textured-materials-landscape-collage

How to use textured materials to create a collage

www.youtube.com/watch?v=KeSwd_ZqiA

Torn tissue paper collage animation

Links
Art

Class
assembly
theme

Needing Each Other

We all need a helping hand sometimes

Lighthouse', available at: <https://www.youtube.com/watch?v=6HfBbSUORvo> (3.04 minutes long)

- 'How crazy ants carry heavy loads', available at: <https://www.youtube.com/watch?v=fjyTkagc8BI>

In Matthew 7.12, we see Jesus sitting on a hillside, teaching his new disciples the basics of living God's way. He says to them, 'Do to others what you would have others do to you.'

Themes – friendship/sharing/kindness/needing support