






Year 3 Weekly Planner Term 2 Week 7 WB 14th December 2020

WB 14 <sup>th</sup> December 2020	Monday Curriculum AM	Tuesday Christmas Jumper Day Christmas Lunch Curriculum AM	Wednesday	Thursday	Friday 10am Zoom Christingle Service
<b>Vocabulary Ninja - Word of the Day</b>	<p>A new word of the day on each PowerPoint screen – starting with Grasshopper words for years 3/4. These can be found in PowerPoint or pdf format <a href="#">here</a>.</p> <p>Children write the word, write the definition and use the word in their own unique sentence. They also look at the synonyms, antonyms, prefixes and suffixes associated with the word and see if there are any others they can find.</p>				
<b>English</b>	<p><b><u>WALT: be able to organise my writing in paragraphs around a theme.</u></b></p> <p>Click on the link <a href="#">here</a> and watch the video.</p> <p>Do some Christmas writing and organise your writing in to paragraphs.</p>	<p><b><u>WALT: be able to organise my writing in paragraphs around a theme.</u></b></p> <p>Do some Christmas writing and organise your writing in to paragraphs.</p>			
<b>Maths</b>	<p><i>In school the Class Teacher will use a presentation, demonstrate and model methods when teaching. The children are then given a range of practical and recording tasks to explore and consolidate their learning. At home you will be provided with alternative lessons for maths which are linked to the same learning objectives being carried out in school over the course of the week.</i></p>				
	<p>Starter – Play <a href="#">Daily 10</a></p> <p><b><u>WALT: be recall and use multiplication and division for the 3 and 4 times tables up to x 5</u></b></p> <p>Log on to Times Table Rockstars and play the games.</p>	<p>Starter – Play <a href="#">Daily 10</a></p> <p><b><u>WALT: be able to recognise 2D shapes with line symmetry.</u></b></p> <p>Watch video <a href="#">here</a> and complete the activities.</p>			

	Afterwards children can log onto Purple Mash and play any maths game.				
<b>Spelling - No Nonsense Spelling</b>	This week we are going to practise spelling some common exception words on the <a href="#">Spooky Spelling</a> game.				
<b>Handwriting</b>	Focus on lead in and lead outs of each letter in the alphabet, joining and neatness.				
<b>Foundation Subjects</b>	<p><b>P.E with sports coach (9:45-10:30)</b></p> <p><b>Netball</b></p> <p><u>WALT: use a range of throwing and catching techniques</u></p> <p>Watch the class Christmas performances on the school website below.</p> 	<p>2pm Live Stream Christmas Concert by i-rock school. Click on link <a href="#">here</a>.</p> 	<p>Christmas Party in the school hall 9.15 – 10.15.</p> <p>Christmas games Watch a Christmas film</p> <p>If you are at home, you could also play some Christmas games. You might like to play something on this link <a href="#">Christmas Games and Activities - Topmarks Education</a></p> <p>You might also like to watch a Christmas film</p> 	<p>Class Disco and 'bring a plate.'</p> <p>Make Christingles</p> <p>Father Christmas Visit</p> <p>If you are at home put some Christmas music on and have a Christmas dance. You could go onto Kids Bop Christmas dances or Just Dance for Kids Christmas to find some Christmas dances.</p> <p>If you have the equipment at home, you might like to make your own Christingle.</p>	<p>10am Zoom Christingle Service</p> <p>Click on the link <a href="#">here</a> to learn about Christmas and Christingles.</p>   <p>Tray Tidy and hand out Christmas cards</p> <p><b>Finish at 1:50pm</b></p>