


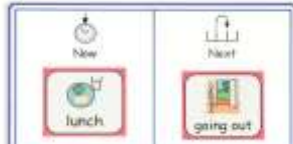


EFYS-Weekly Plan

Class Teachers: Mrs Collins and Mrs Wallis
Teaching Assistant: Miss Woodward

Hello! We hope you are all keeping safe, well and warm at home. Please see below for our planned lessons and activities for this week. If you would like to speak to us about anything at all, whether it be help with the activities or a general question - please do e-mail us and we will do everything we can to help!



Our e-mail address is: c.classR@st-margarets-dover.kent.sch.uk
Looking forward to seeing you very soon! Mrs Collins and Mrs Wallis

W/C 04/01/21	Monday	Tuesday	Wednesday	Thursday	Friday
<p>Phonics Phase 2</p> <p>I can read words and simple sentences.</p>	<p>Flash cards: s a t p i n m d g o c k k e u r h b f f l l s s</p> <p>Learn the alphabet song</p> <p>Read captions together on the whiteboard.</p>	<p>Flash cards: s a t p i n m d g o c k k e e u r h b f f l l s s</p> <p>Play spooky sounds http://www.ictgames.co.uk/</p> <p>Write captions together on the whiteboard.</p>	<p><u>Learning goal:</u> Revise our Phase 2 letters and sounds.</p> <p>How many can you read? Play this game to read the sounds Pirate flash cards</p> <p>Now learn the alphabet song here: Learn your letter names</p>	<p><u>Learning goal:</u> Revise our Phase 2 letters and sounds.</p> <p>How many can sounds can you read on the cars? Read phase 2 sounds</p> <p>Now practise blending your phase 2 sounds together here: Phase 2 blending when reading</p>	<p><u>Learning goal:</u> Revise our Phase 2 letters and sounds.</p> <p>How many can you read? Play this game to read the sounds Pirate flash cards</p> <p>Now Practise blending your phase 2 sounds to read consonant - vowel - consonant (CVC) words Blending CVC words</p>
<p>Literacy</p> <p>I can listen to stories.</p> <p>I can write a caption.</p>	<p>Listen to the story 'Some Pig'. Model writing labels and captions</p>  <p>Group task: Write labels and captions Using a picture stimulus from Some Pig, children write a label - 'pig' or a caption 'the pig is pink'</p>	<p>Model writing labels and captions</p> <p>Group task: Write labels and captions Using a picture stimulus from Some Pig, children write a label - 'pig' or a caption 'the pig is pink'</p>	<p><u>Learning goal:</u> to write our own name and other things such as labels and captions.</p> <p>Listen to the Story 'Some Pig!' What is your favourite part of the story?</p> <p>Task: Draw and label your favourite part of the story.</p>	<p><u>Learning goal:</u> to write our own name and other things such as labels and captions.</p> <p>Listen to the Story 'Some Pig!' Talk about the character Fern. What is she like? Do you think she was kind?</p> <p>Task: Draw a picture of someone you know that is kind. Can you write some words about your kind person?</p>	<p>R.E</p> <p><u>Learning goal:</u> to talk about my feelings in the stories I hear. Listen to two familiar children's stories:</p> <p>Watch Owl babies</p> <p>Watch Dear Zoo</p> <p>Task: Talk about the two stories with a grown up. Which story made you 'happy', 'sad', 'worried', 'surprised', 'laugh'? Did you have any other feelings as you read them'</p>
<p>Maths</p> <p>I can order and sequence familiar events.</p>	<p>Starter- 1more/1less</p> <p>Refer to the visual timetable.</p> 	<p>Starter- Counting different objects in the classroom.</p> <p>Days of the week song. Which days do we come to school? which days do we stay at home?</p> <p>Group task- Ordering pictures of</p>	<p><u>Learning goal:</u> to use everyday language to talk about and sequence daily events.</p> <p>Please click here to access the lesson.</p>	<p><u>Learning goal:</u> to use ordinal language when sequencing events and measure short periods of time.</p> <p>Please click here to access the lesson.</p>	<p>PSHE</p> <p><u>Learning goal:</u> to understand that if I persevere I can tackle challenges. Set the children a hard challenge for example build a tall tower using marshmallows or build a tower from cards etc.</p>



EYFS-Weekly Plan

Class Teachers: Mrs Collins and Mrs Wallis
Teaching Assistant: Miss Woodward

	<p>What are we doing now? Next? Later?</p> <p>Group task- Ordering pictures of familiar events e.g. Making pancakes getting ready for bed, reading a book.</p>	<p>familiar events e.g. Making pancakes getting ready for bed, reading a book.</p>			<p>How did you find that challenge? How did it make you feel? What sorts of things do we everyday that are tricky? Do you ever have any problems with your friends? How do you sort these out?</p>
Topic	<p>UW: Draw a person that helps them or a vehicle on a simple paint program. PD: Wrapping up injured toys. EAD: Pig craft Maths: Order pictures from a recipe. CL + Literacy: Role-play area- Home corner + Hospital</p>	<p>UW: Draw a person that helps them or a vehicle on a simple paint program. PD: Wrapping up injured toys. EAD: Pig craft Maths: Order pictures from a recipe. CL + Literacy: Role-play area- Home corner + Hospital</p>	<p>Learning goal: to understand the difference between hot and cold.</p> <p>Please click here to access the lesson.</p> 	<p>Learning goal: To experiment with different ways of moving.</p> <p>Please complete the Cosmic Kids video.</p> 	<p>Learning goal: to understand how humans react differently to hot and cold.</p> <p>Please click here to access the lesson.</p> 