






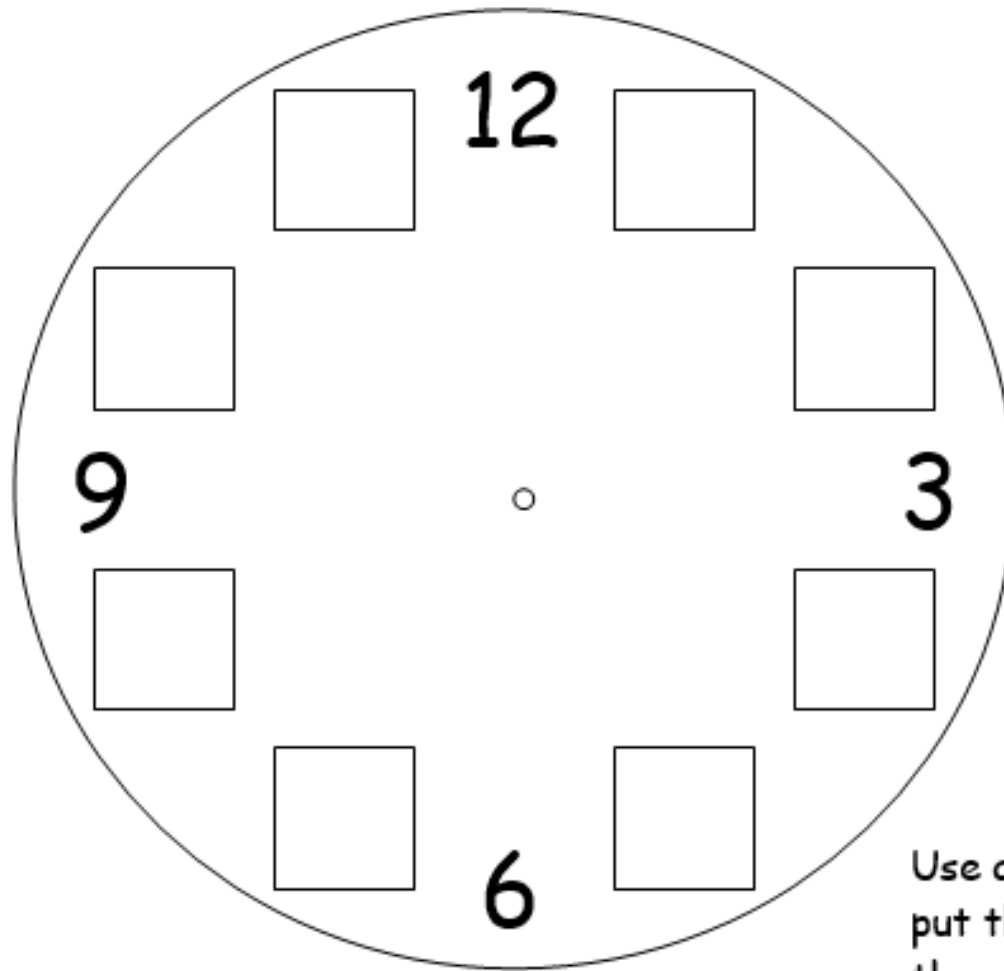
## St Margaret's-at-Cliffe CP School – Class 1 w/c: 04.01.21

Welcome back Year 1 and a very happy new year to you all! Please keep in touch and send us your learning via our class email [C.Class1@st-margarets-dover.kent.sch.uk](mailto:C.Class1@st-margarets-dover.kent.sch.uk) we love to see all the wonderful things you are doing at home. Stay safe and look after each other. With love, Mrs Hoile and Mrs Wallis

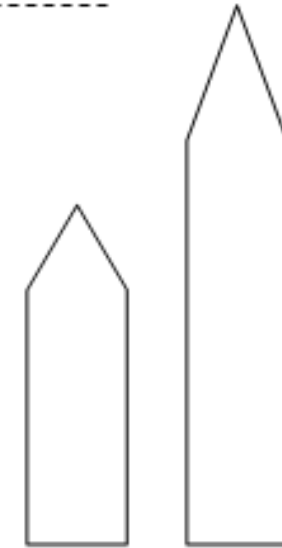
	Monday	Tuesday	Wednesday	Thursday	Friday
Maths 	Learning goal : is to begin to tell the time to the hour <b><a href="#">KS1 Maths: Telling the Time - BBC Teach</a></b>  Task – look at a clock face, find the numbers and the hands, talk about o'clock and the position of the hands	Learning goal : is to be able to tell the time to the hour <b><a href="#">Reading and writing the time to o'clock (Part 1) (thenational.academy)</a></b> Task – read and tell the time to o'clock, make a clock face	Learning goal : is to be able to recognise 1p, 2p, 5p, 10p, 20p and 50p coins <b><a href="#">KS1 Maths: Money - BBC Teach</a></b> Task – look at some real coins, identify and draw coins, label the money 1p, 2p, 5p, 10p, 20p, and 50p	Learning goal : is to be able to recognise and name a half as one of two equal parts of an object <b><a href="#">KS1 Maths: Fractions with Joe Tracini - BBC Teach</a></b> Task – using paper to cut out shapes, a circle, a square, fold in half, identify one half of each shape	Learning goal : is to be able to measure using standard units <b><a href="#">Measuring Length in Centimetres - YouTube</a></b> Task – measuring objects found at home or in the classroom, a paperclip, a pencil, a spoon
Phonics 	Learning goal : is to be able to segment spoken words into individual phonemes  <b><a href="#">Letters &amp; Sounds Bingo (ictgames.com)</a></b> Recap–Speed sounds Phase 3	Learning goal : is to be able to segment spoken words into individual phonemes  <b><a href="#">PhonicsPlay - Phase 4 Resources</a></b> Recap–blending ccvc/cvcc words	Learning goal : is to be able to segment spoken words into individual phonemes  <b><a href="#">Pick A Picture (phonicsplay.co.uk)</a></b> Practise blending your sounds to read words here: <b><a href="#">Phase 4 blending</a></b>	Learning goal : is to be able to segment spoken words into individual phonemes  <b><a href="#">Online Phonics Games (Phase 4) - PhonicsBloom.com</a></b> Practise reading and blending by playing this game: <b><a href="#">alien escape</a></b>	Learning goal : is to be able to segment spoken words into individual phonemes  <b><a href="#">Pick A Picture (phonicsplay.co.uk)</a></b> Practise reading and blending with the help of <b><a href="#">Odd and Bob</a></b>

 <p>English</p>	<p>Learning goal: is to be able to talk about the main events of a story, such as beginning, middle and end.</p> <p>Task: Whole class reading 'Do Not Enter The Monster Zoo'</p> <p>Match and stick the captions to show the order of the story</p>	<p>Learning goal : is to be able to write in a variety of genre (invitation)</p> <p>Task: Write an invitation to run the monster zoo! Monster writing frame</p>	<p><b>Listen to our class story online here:</b> <a href="#">Do Not Enter the Monster Zoo</a></p> <p>Learning goal : is to be able to plan what I am going to write about</p> <p>Task: Use a piece of paper to draw a simple story map. Draw pictures to show the beginning, middle and end of the story. Can you label your pictures?</p>	<p>Learning goal: is to be able to sequence sentences to form a short story.</p> <p>Task: Write 5 simple sentences to match the beginning middle and end of the story.</p>	<p>Learning goal : is to begin to use adjectives</p> <p>Learn about adjectives by clicking here: <a href="#">bbc bitesize adjectives</a></p> <p>Task: Play the game and take the quiz. Draw your own monster from the zoo and label it using adjectives.</p>
<p>Foundation History Toys And Gymnastics</p>	<p><b>History 1</b> Learning goal: is to find out about toys today.</p> <p>Question – What are toys like today? <a href="#">How have toys changed? (Part 1)</a> <a href="#">(thenational.academy)</a></p> <p>Task – Draw and label our favourite toys, naming parts, materials and features.</p>	<p><b>History 2</b> Learning goal: is to find out about toys in the past.</p> <p>Question – What were toys like in the past? <a href="#">How have toys changed? (Part 2)</a> <a href="#">(thenational.academy)</a></p> <p>Task – share and discuss ideas about toys from long ago.</p> <p>Record toys we would like to play with today.</p>	<p>Gymnastics Learning goal: is to be able to recognise and perform contrasting movements and balances. Lesson 1 - <b>The Three Billy Goats Gruff</b> <a href="#">The 3 Billy Goats Gruff - KidsOut Charity Animation by Neil Whitman - YouTube</a></p> <p>To develop balance, agility and co-ordination when performing a range of contrasting movements and balances. See lesson ideas below</p>	<p><b>History 3</b> Learning goal: is to compare similar toys from different times.</p> <p>Question – How are toys from long ago the same and different to toys we play with now? Task – describe and compare toys from long ago and modern toys – adult/parent and child to talk about toys they had/have, draw and compare the toys.</p>	<p><b>History 4</b> Learning goal: is to compare Victorian toys with modern toys. I can use words relating to the passing of time Question – What toys did Victorian children play with? <a href="#">Magic Grandad: Toys - Episode 1 Victorian Toys - YouTube</a></p> <p>Task – Draw and describe some Victorian toys</p>

## Make a Clock Face



1	2	4
5	7	8
10	11	



Use a split pin to put the hands on the clock.

Wednesday 6<sup>th</sup> January

WALT: be able to recognise 1p, 2p, 5p, 10p, 20p and 50p coins

Picture of coin	How much is it worth? Circle the right one
	£2 £1 50p 20p 10p 5p 2p 1p
 big and brown	£2 £1 50p 20p 10p 5p 2p 1p
 small and brown	£2 £1 50p 20p 10p 5p 2p 1p
 small and silver	£2 £1 50p 20p 10p 5p 2p 1p
 big and silver	£2 £1 50p 20p 10p 5p 2p 1p
	£2 £1 50p 20p 10p 5p 2p 1p

Gymnastics –Wednesday Read/watch on YouTube [The 3 Billy Goats Gruff - KidsOut Charity Animation by Neil Whitman - YouTube](#)

Alternatively, re-tell the Three Billy Goats Story. Use the ideas in the story to recreate some of these movements, find a safe space first. Can you make a balance shaped like a Billy Goat? Can you make your body into a bridge shape and hold this balance?

**...all children should be able to:**

- show a star, straight and tuck shape with their body and hold it still;
- choose two contrasting balances with support and perform them;
- copy the movements of others to travel and balance in different ways;
- create a simple sequence with support, repeating movements if necessary;
- perform a log or egg roll with some control;
- perform a straight jump and land safely;

Do you recognise any of these characters from the stories that you are going to use?

What do you know about this story? What do you notice about the size of each goat?

Can you make these shapes with your body? Are you making a clear shape?

Are you holding your body still?

Can you balance on your tiptoes in a star shape? Can you lift one leg?

Can you balance on your tiptoes in a straight shape?

Can you lift one leg into an interesting position?

Can you create a tucked shape on another part of your body?

Can you move like the medium-sized goat?

Did you name each shape correctly? Which word would you match to each balance?



