








EYFS-Weekly Plan

Class Teachers: Mrs Collins and Mrs Wallis
Teaching Assistant: Miss Woodward












Hello and welcome to week 3 learning and activities. If you would like to speak to us about anything at all, whether it be help with the activities or a general question - please do e-mail us and we will do everything we can to help! We look forward to seeing your work sent in to us each day.
Our e-mail address is: c.classR@st-margarets-dover.kent.sch.uk
Take care and stay safe. Mrs Collins and Mrs Wallis

W/C 18/01/21	Monday	Tuesday	Wednesday	Thursday	Friday
<p>Phonics</p> <p>Phonics Play Username: jan21 Password: home</p>	<p><u>Learning goal:</u> to read words and simple sentences.</p> <p>Flash cards speed trials</p> <p>Meet Alphablock Y Practise writing 'y'.</p> <p>Read Phase 3 Sentences Week 3 'y'.</p>	<p><u>Learning goal:</u> to read words and simple sentences.</p> <p>Grab a giggling grapheme</p> <p>Meet Alphablock Z Practise writing 'z'.</p> <p>Read Phase 3 Sentences Week 3 'z'.</p>	<p><u>Learning goal:</u> to read words and simple sentences.</p> <p>Flash cards speed trials</p> <p>Tricky word trucks Practise writing the following tricky words: to the I no go into</p>	<p><u>Learning goal:</u> to read words and simple sentences.</p> <p>Grab a giggling grapheme</p> <p>Meet Alphablock Q Practise writing 'qu'.</p> <p>Read Phase 3 Sentences Week 3 'qu'.</p>	<p><u>Learning goal:</u> to read words and simple sentences.</p> <p>Flash cards speed trials</p> <p>Write the following captions: I can dig. I can hum. I can run.</p>
Sky writer letter formation- http://www.ictgames.com/mobilePage/skyWriter/index.html					
<p>Literacy</p> 	<p>Learning goal: to write labels</p> <p>Watch the story of the dashing brave vegetable - Supertato</p> <p>Have a look in your kitchen. Can you find 5 vegetables or fruit? Draw your vegetables and label your drawings with their name: potato, carrot....</p>	<p>Learning goal: to assemble and join materials</p> <p>Make your own Supertato! Can you find materials to decorate a potato to make your own Supertato? There are some cut outs at the end of this plan that you may choose to use.</p>  <p>If you do not have a potato, you could draw Supertato instead.</p>	<p>Learning goal - to use phonic knowledge to write words that match sounds</p> <p>Watch the story of Supertato again.</p>  <p>What do you think Supertato might say? Talk to a grown up pretending you are Supertato in the battle against Evil Pea. Write a sentence in a speech bubble to show your ideas.</p>	<p>Learning goal - to talk about ideas from the story.</p> <p>If you were a hero like Supertato, what would your super power be? Would you be able to jump high, or fly? Design and make your own superhero mask (template below)</p> 	<p>Learning goal: to write labels</p> <p>Find Evil Pea!</p> <p>Evil Pea is up to no good again. Can you draw a picture of Evil Pea and label it with some words that describe him? Is he sneaky? Is he mean? What does he look like?</p> 



EYFS-Weekly Plan

Class Teachers: Mrs Collins and Mrs Wallis
Teaching Assistant: Miss Woodward

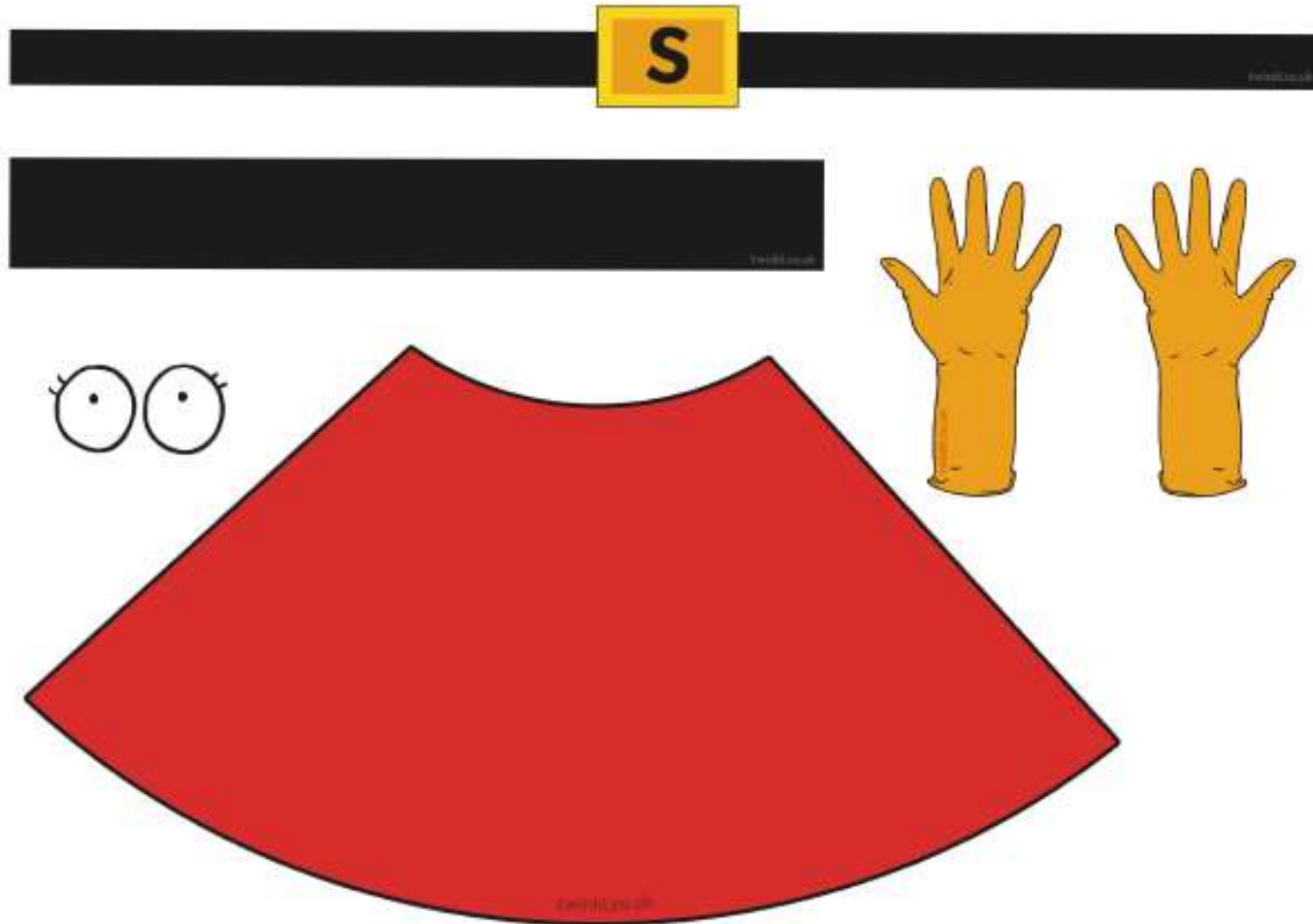
<p>Maths</p> 	<p><u>Learning goal:</u> to compare weight.</p> <p>Watch Lesson 1 Then click here to complete the activity.</p> 	<p><u>Learning goal:</u> to compare capacity.</p> <p>Watch Lesson 2 Then click here to complete the activity.</p> 	<p><u>Learning goal:</u> to measure capacity.</p> <p>Watch Lesson 3 Then click here to complete the activity.</p> 	<p><u>Learning goal:</u> understand and explore the number eleven.</p> <p>All about the Number 11. Watch the following Numberblocks video- Eleven</p> <p>Can you count 11 objects? Can you write the number 11? Or complete the number 11 sheet below.</p>	<p><u>Learning goal:</u> understand and explore the number 12.</p> <p>All about the number 12. Watch the following Numberblocks video- Twelve</p> <p>Can you count 12 objects? Can you write the number 12? Or complete the number 12 sheet below.</p>
<p>Topic</p> 	<p><u>Learning goal:</u> to understand what a police officer does.</p> <p>Please click here to access the lesson.</p> 	<p><u>Learning goal:</u> to identify the key parts of a police officer's uniform.</p> <p>Please click here to access the lesson.</p> 	<p><u>Learning goal:</u> to role play being a police officer.</p> <p>Please click here to access the lesson.</p>  <p>Fingerprint template below.</p>	<p><u>Learning goal:</u> to assemble and join materials.</p> <p>Can you make your own police car using recycling materials at home?</p> 	<p><u>Learning goal:</u> to explore note duration.</p> <p>Please click here to access the lesson.</p> 
<p>In school we do a daily Wake Up and Shake Up. Please click here to complete a Superhero Dance. Joe Wicks is teaching live PE Lessons at 9am on Monday, Wednesdays and Fridays.</p> 					



EYFS-Weekly Plan

Class Teachers: Mrs Collins and Mrs Wallis
Teaching Assistant: Miss Woodward

Supertato cut outs - Tuesday

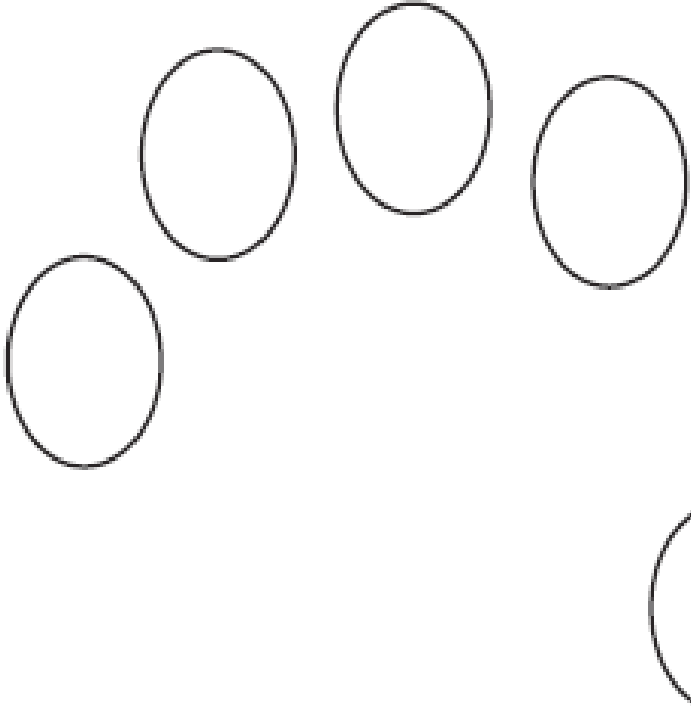
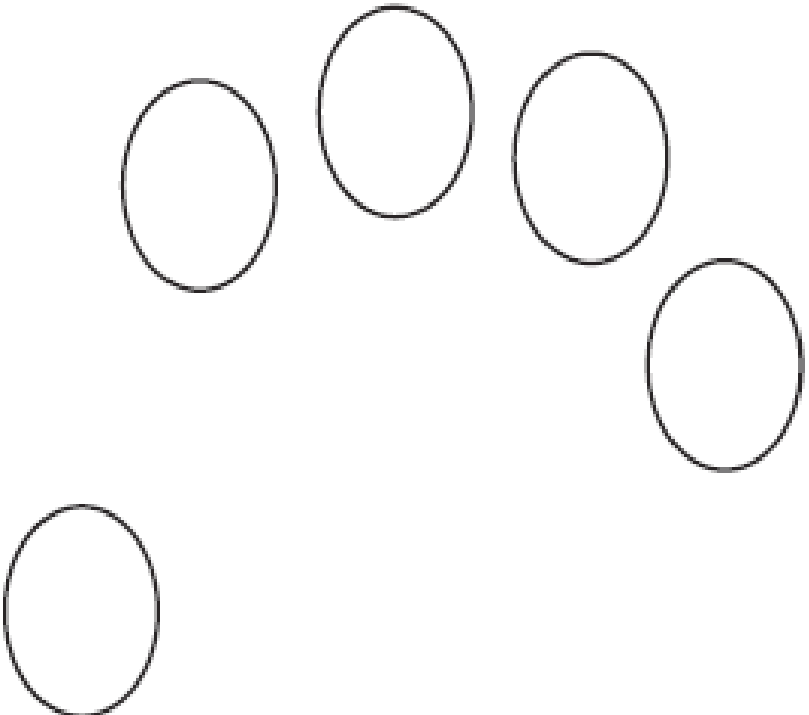




EYFS-Weekly Plan

Class Teachers: Mrs Collins and Mrs Wallis
Teaching Assistant: Miss Woodward

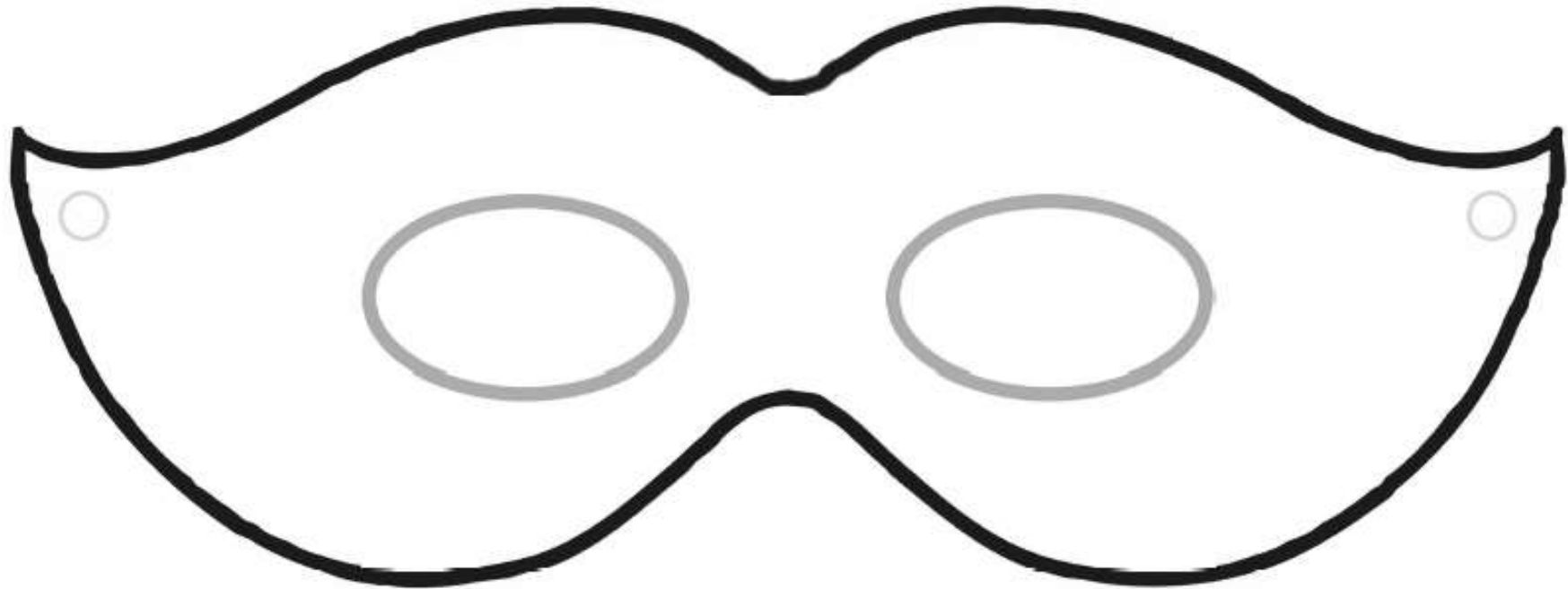
Wednesday - Fingerprints

Left Hand	Right Hand
 Five empty ovals arranged in a hand shape for fingerprinting on the left hand. Three are in the top row and two are in the bottom row.	 Five empty ovals arranged in a hand shape for fingerprinting on the right hand. Three are in the top row and two are in the bottom row.



Superhero Mask

Cut out and decorate





Start at the top and down we run, that's the way to make a one. Start at the top and down we run, that's the way to make a one.



Trace over the number 11.



Write your own number 11.



Can you count the number shapes?



Can you colour 11 things?



Trace over the letters to write eleven.



Start at the top and down we run, that's the way to make a one. Around and back on a railroad track, two two two.




Trace over the number 12.



Write your own number 12.



Can you count the number shapes?



Trace over the letters to write twelve.



Can you colour 12 things?

