






Year 3 Term 3 Week 3
Week beginning 18.01.21

Hello Year 3 and welcome to week 3 of home learning. Please keep in touch and send us your learning via our class email C.Class3@st-margarets-dover.kent.sch.uk. This can be through photos, Word documents or Power Point documents or videos. I love to see your amazing work and all the wonderful things you are doing at home. Stay safe and look after each other. Best wishes, Mrs Geere 😊

	Monday	Tuesday	Wednesday	Thursday	Friday
Vocabulary Ninja - Word of the Day	<p>A new word of the day on each PowerPoint screen – starting with Grasshopper words for years 3/4. These can be found in PowerPoint or pdf format here. Children write the word, write the definition and use the word in their own unique sentence. They also look at the synonyms, antonyms, prefixes and suffixes associated with the word and see if there are any others they can find.</p>				
English	<p><u>WALT: be able to describe a character.</u></p> <p>Read chapter 5. Whilst reading jot down some key words that would help you complete the task.</p> <p>Complete Charlotte’s character profile sheet using the details below.</p> <p style="text-align: center;">Access this lesson using pin code: GG2135 at Twinkl Go</p> <p>You might also like to research about Spiders online and complete the sheet using the code above.</p> <p>Copy of Charlotte’s Web pdf – Click here</p> <p>Charlotte’s Web Read Aloud – Click here</p>	<p><u>WALT: be able to use an increasing range of strategies to help me learn new words.</u></p> <p>Read Chapter 6. Whilst reading chapter 6, write down any words that you are unsure of the meaning of.</p> <p>Using a dictionary look up the words and read what they mean. You might like to write some definitions down to help you remember their meaning.</p> <p>If you don’t have a dictionary at home then use the online dictionary here.</p>	<p><u>WALT: be able to write for a variety of genre.</u></p> <p>Read chapter 7. In chapter 7 Wilbur said "I don't want to die! Save me, somebody! Save me!"</p> <p>Create a poster to help save Wilbur.</p> <p>If you haven’t previously read Charlotte’s Web do you think Wilbur gets saved? If not why and if you do then how?</p>	<p><u>WALT: be able to identify regular and irregular verbs.</u></p> <p>Watch the video here about regular and irregular verbs. Remember verbs are doing words.</p> <p>Read Chapter 8 and 9 and pick out some verbs. Write down the verbs you find.</p> <p>If the verb you have found is in the present tense than can you write it in the past tense as well and if the verb is in the past tense can you write it in the present tense. How many can you find?</p> <p>Can you identify if they are regular verbs or irregular verbs?</p>	<p><u>WALT: be able to participate in role-play.</u></p> <p>Read chapter 10.</p> <div style="border: 1px solid black; padding: 5px; margin: 5px;"> <p style="text-align: center;">CHARLOTTE’S WEB Drama Activities Chapters 9 and 10</p> <p style="text-align: center;">LO: to explore the story through role play. "You stop it Avery!"</p> <p>In Chapter 10, Fern becomes very distressed when her careless brother tries to capture Charlotte in a box. Avery doesn't care about the creatures like Fern does, and treats them like toys.</p> <p>In pairs, have a sister-brother discussion about how to treat animals.</p> <p>Fern: try to persuade Avery to change his attitude and take more care.</p> <p>Avery: Try to persuade Fern to lighten up and have a bit of fun.</p> </div> <p>If you don’t have anyone to role-play with then pick to be Fern or Avery and try to persuade your teddy that your characters opinion is correct and tell them reasons why. You might like to write them down.</p>

Maths	<p>Starter – Play Counting Caterpillar and order the numbers correctly.</p> <p><u>WALT: be able to find totals using pounds and pence</u></p> <p>Watch the video link here and complete the worksheet here.</p> <p>True and False Challenge Question– click here.</p>	<p>Starter – Play Rocket Rounding where you can round to the nearest 10 and 100.</p> <p><u>WALT: be able to convert pounds and pence</u></p> <p>Watch the video link here and complete the worksheet here.</p> <p>True and False Challenge Question – click here.</p>	<p>Starter – Play Addition and Subtraction Fact Families. You can choose different levels.</p> <p><u>WALT: be able to add money</u></p> <p>Watch the video link here and complete the worksheet here.</p> <p>True and False Challenge Question – click here.</p>	<p>Starter – Play Multiplication and Division Fact Families. You can choose different levels.</p> <p><u>WALT: be able to subtract money</u></p> <p>Watch the video link here and complete the worksheet here.</p> <p>True and False Challenge Question – click here.</p>	<p>Starter – Play Telling the Time. You can choose different levels.</p> <p><u>WALT: be able to give change</u></p> <p>Watch the video link here and complete the worksheet here.</p> <p>True and False Challenge Question – click here.</p>
	<p>If you have any money at home, you could use this to support your learning this week.</p>				
Times Tables	<p>Continue to practise your times tables throughout the week by playing on Times Table Rock Stars.</p>				
Spelling - No Nonsense Spelling	<p>This week we are looking at past and present tense. Click here to watch the videos and complete the activities.</p> <p>If you feel you still need to work on your phonics, you can listen to and watch Mr T’s Phonics videos here to recap alternative spellings. You can also play phonics games on Phonics Play here. Username: jan21 Password: home</p>				
Handwriting	<p>Focus on lead in and lead outs of each letter in the alphabet, joining and neatness. Find a piece of work you are proud of and copy it using your neatest cursive handwriting. You can click here for support with cursive letter formation.</p>				
Topic	<p>Computing <u>WALT: be able to enter data into a graph.</u></p> <p>Click here, log on to Purple Mash and click on the ‘2Do’ tab. There are 2 activities waiting for you.</p> <p>There is an investigation sheet and a blank graph. Fill in the blank table with the data you have collected and create</p>	<p>Science Plants <u>WALT: be able to identify and describe the function of a plant.</u></p> <p>Click on the link here to watch the video and complete the activities.</p>	<p>PSHE – Mindfulness <u>Cosmic Kids Zen Den</u></p> <p>Click on the above to join in with some calming mindfulness.</p> <p>P.E PE – Work out with Joe Wicks</p>	<p>History <u>WALT: understand the achievements of the earliest civilizations.</u> Ancient Egypt</p> <p>Click on the links below, watch the videos and complete the activities.</p> <p>An introduction to Ancient Egypt - BBC Bitesize</p>	<p><u>WALT: be able to understand pulse and rhythm.</u></p> <p>Click on the link below. Understanding pulse and rhythm (thenational.academy)</p> <p>Well done you have worked so hard this week. Once you have finished your Music it’s time for: Golden Time.</p>

	<p>your graph. Please also complete your investigation details with what you found out.</p> <p>You can collect data about anything you like.</p>		<p>The Body Coach TV - YouTube</p>  <p>Art <u>WALT: be able to using line and tone to represent things seen.</u></p> <p>Click on the link here to learn how to draw a spider.</p>	<p>What remains of Ancient Egypt? - BBC Bitesize</p> <p>P.E PE – Work out with Joe Wicks</p> <p>The Body Coach TV - YouTube</p> 	<p>Have a good weekend!</p>
<p>At the beginning or end of each day you might like to do a Just Dance routine. You can find lots of Just Dance videos on YouTube. Joe Wicks is also taking his PE sessions in the morning on a Monday, Wednesday and Friday.</p>					

You don't have to print the worksheets out if you don't want to or are unable to. You can complete the activities on paper whilst having the worksheet on the screen.

If you would like to find out more about Ancient Egypt then look on DK Find Out [here](#).

If you would like to do any extra maths you can find short maths workbooks to complete below. There are different booklets for the different areas of maths. They are also divided into year groups, so if you find one easy you could challenge yourself to complete the next year group booklet or if you are struggling with the questions in the year 3 booklets then you could try the year 2 one first. [Parent Workbooks | White Rose Maths](#)

To further help me understand how your child got on with their learning, please discuss the activity you have carried out with your child and together decide which smiley face to draw on your work.



I did this by myself I had some help I had lots of help