






Year 3 Term 3 Week 4  
Week beginning 25.01.21

Hello Year 3 and welcome to week 3 of home learning. Please keep in touch and send us your learning via our class email [C.Class3@st-margarets-dover.kent.sch.uk](mailto:C.Class3@st-margarets-dover.kent.sch.uk). This can be through photos, Word documents or Power Point documents or videos. I love to see your amazing work and all the wonderful things you are doing at home. Stay safe and look after each other. Best wishes, Mrs Geere 😊

	Monday	Tuesday	Wednesday	Thursday	Friday
<b>Vocabulary Ninja - Word of the Day</b>	A new word of the day on each PowerPoint screen – starting with Grasshopper words for years 3/4. These can be found in PowerPoint or pdf format <a href="#">here</a> . Children write the word, write the definition and use the word in their own unique sentence. They also look at the synonyms, antonyms, prefixes and suffixes associated with the word and see if there are any others they can find.				
<b>Charlotte's Web</b>	Continue to read Charlotte's Web. Once you have finished you might like to watch the film and compare them. <a href="#">Copy of Charlotte's Web pdf – Click here</a> <a href="#">Charlotte's Web Read Aloud – Click here</a>				
<b>English</b>	<b>WALT: be able to be able to develop reading for pleasure through personal reflection.</b>				
<b>Reading for Pleasure</b>	<p>Watch the video and complete the activity <a href="#">here</a>.</p> <p>I am looking forward to seeing your own 'Reading River.'</p> 	<p><b>WALT: be able to develop reading for pleasure through discussion of favourite characters.</b></p> <p>Watch the video and complete the activity <a href="#">here</a>.</p> 	<p><b>WALT: be introduced to a range of authors that they might not choose themselves.</b></p> <p>Watch the video and complete the activity <a href="#">here</a>.</p>  <p>Please send me a photo or the name of at least one book you have recommended for someone else to read. 😊</p>	<p><b>WALT: be able to increase familiarity with a wide range of books.</b></p> <p>Find a comfortable, cosy, quiet place and read a book that someone else has recommended to you and you haven't read before. This could be a fiction, non-fiction, poetry or another genre that Ms Madden mentioned in her videos this week. If you are at home the book that is recommended by your grown up or sibling needs to be in your house or available online for you to read. If you are at school, choose a book from the book corner that a child put a post it note on yesterday or a book that Miss Harkins or Mrs Morris recommends.</p> <p>Challenge: Create a new book cover for the book that was recommended to you.</p>	<p><b>WALT: be able to write in a variety of genre.</b></p> <p>Write a book review on the book you read yesterday. I have attached a template below in case you want to use it.</p> <p>If you didn't finish the book during yesterday's English lesson because it was too big then try to finish it before you write your review. If you were unable to finish it in time, then write a review on what you think about the book so far and if you think you will like the rest of the book.</p>

<p><b>Maths</b></p> <p><b>Addition &amp; Subtraction</b></p> <p>If you have Dienes at home you might like to use these to support your maths learning this week, if not click <a href="#">here</a> for an online version.</p>	<p>Starter – Play Funky Mummy Number bonds to 10 <a href="#">here</a>.</p> <p><b>WALT: be able to add and subtract multiples of 100.</b></p> <p>Watch the video link <a href="#">here</a> and complete the worksheet <a href="#">here</a>.</p> <p><b>Challenge:</b> True or False– click <a href="#">here</a>.</p>	<p>Starter – Play Funky Mummy Number bonds to 10 <a href="#">here</a>.</p> <p><b>WALT: be able to add and subtract 100s.</b></p> <p>Watch the video link <a href="#">here</a> and complete the worksheet <a href="#">here</a>.</p> <p><b>Challenge:</b> True or False – click <a href="#">here</a>.</p>	<p>Starter – Play Funky Mummy Number bonds to 10 <a href="#">here</a>.</p> <p><b>WALT: be able to add 3-digit and 1-digit numbers (crossing 10).</b></p> <p>Watch the video link <a href="#">here</a> and complete the worksheet <a href="#">here</a>.</p> <p><b>Challenge:</b> True or False – click <a href="#">here</a>.</p>	<p>Starter – Play <a href="#">Stone Age Stu Addition</a>. You can choose different levels.</p> <p><b>WALT: be able to subtract a 1-digit number from a 3-digit number (crossing 10).</b></p> <p>Watch the video link <a href="#">here</a> and complete the worksheet <a href="#">here</a>.</p> <p><b>Challenge:</b> True or False – click <a href="#">here</a>.</p>	<p>Starter – Play <a href="#">Telling the Time</a>. You can choose different levels.</p> <p><b>WALT: be able to add and subtract 3-digit and 2-digit numbers (not crossing 100).</b></p> <p>Watch the video link <a href="#">here</a> and complete the worksheet <a href="#">here</a>.</p> <p><b>Challenge:</b> True or False – click <a href="#">here</a>.</p>
<p><b>Times Tables</b></p>	<p>Continue to practise your times tables throughout the week by playing on <a href="#">Times Table Rock Stars</a>.</p> 				
<p><b>Spelling - No Nonsense Spelling</b></p>	<p>This week we are looking at spelling numbers in words up to 1000. There is a numbers word mat attached below to support you with your spellings. If you feel you still need to work on your phonics, you can listen to and watch Mr T's Phonics videos <a href="#">here</a> to recap alternative spellings. You can also play phonics games on Phonics Play <a href="#">here</a>. Username: jan21 Password: home</p>				
<p><b>Handwriting</b></p>	<p>Focus on lead in and lead outs of each letter in the alphabet, joining and neatness. Practise some Year 3 / 4 common exception words in your best cursive handwriting. The sheet is attached at the end of the planning. You can click <a href="#">here</a> for support with cursive letter formation.</p>				

## Topic

## Computing and History

**WALT: understand the achievements of the earliest civilizations.**

## Ancient Egypt

Click on the links below, watch the videos and complete the online activities.

## Who was Tutankhamun? - BBC

## What were Egyptian hieroglyphs? - BBC Bitesize

Log on to [Purple Mash](#) and complete the Ancient Egyptian Tutankhamun Quiz '2do'.

## French

## Food Glorious Food

**WALT: use determiners for identifying quantities in making polite requests.**

Please May I Have?

Listen to and read the Power Point. After that, complete one of the Please May I Have? activity sheets, which are in the resources folder.

Read below for the basic rule

### 1. The basic rules

- **the, the, the** if you just want to say 'the' to give information about the amount or quantity of something. They are often followed by *big, long, small, wide, etc.*
  - In Germany you change between **the, the, the** and **the**, depending on whether it's more or less important to know the amount or quantity.

	with floating head	with spanning head
Begin	no (0.0)	no (0.0)
Final	yes	yes

## Science Plants

**WALT: be able to identify and describe the parts and functions of a flower.**

Click on the link [here](#) to watch the video and complete the activities.

## DT

WALT: be able to design a product.

**The Great Bread Bake Off**  
Go through the Power Point and complete one of the design map sheets.

Access this lesson  
using pin  
code: **GG4620**  
at [Twinkl Go](#)

## PSHE – Mindfulness

## Cosmic Kids Zen Den

Click on the above to join  
in with some calming  
mindfulness.

**P.E**

PE – Work out with Joe Wicks. Pick a different one from last week, [The Body Coach TV - YouTube](#)



## Art

**WALT: be able to using  
line and tone to represent  
things seen.**

## Draw with Rob

Click on the link [here](#) to learn how to draw a pig.

## RE

**WALT: think of reasons why some people choose to celebrate significant events.**

## What is worth celebrating?

Think about great parties and celebrations that you've been to. What was being celebrated? Consider **why** the celebration took place. Who was it for?

**What would you like to celebrate?**

Imagine that all schools and home learning is going to be closed and stopped for an extra day a year to celebrate something. What would you choose to celebrate? Can you think of something that has happened in your life that would be worth celebrating every year? Would there be celebration by the whole community? How would it help the community to celebrate this?

Have a go at planning the first celebration of this new festival!

**What celebrations do you know about?**

Name a selection of celebrations. Can you sort them into religious celebrations and non-religious celebrations?

Identify differences and similarities between these two different types of celebrations. Which celebrations:

- Remember story
- Are celebrated by everyone
- Raise money


**WALT: be able to understand basic notations.**

Click on the link below.  
[Understanding basic notation](#)  
(thenationalacademy)

**Well done you have worked so hard this week. Once you have finished your Music it's time for:**

**Golden Time.**

**Have a good weekend!**

	<p>Access this lesson using pin code: <b>GG8790</b> at <a href="#">Twinkl Go</a></p>			<ul style="list-style-type: none"> <li>- Share food exchange gifts</li> <li>- Remind people of beliefs and values</li> </ul> <p>This can be presented through a variety of ways e.g. discussion, mind maps, writing, drawing.</p> <p><b>P.E</b></p> <p>PE – Work out with Joe Wicks. Pick a different one from last week, <a href="#">The Body Coach TV - YouTube</a></p> 	
During the day, you might like to do a Just Dance routine. You can find a variety of Just Dance videos on YouTube.					
<p>If you would like to take part in the RSPB Big Garden Bird Watch – Friday 29<sup>th</sup> January – Sunday 31<sup>st</sup> January then click the link below.</p> <p><a href="#">Taking Part in Big Garden Birdwatch - RSPB</a></p>					

You don't have to print the worksheets out if you don't want to or are unable to. You can complete the activities on paper whilst having the worksheet on the screen.

If you would like to do be a marvellous mathematician, you can find short maths workbooks to complete below.  
[Parent Workbooks](#) | [White Rose Maths](#). Let me know if you do any and how you get on. 😊

**To further help me understand how your child got on with their learning, please discuss the activity you have carried out with your child and together decide which smiley face to draw on your work.**



I did this by myself   I had some help   I had lots of help

## Numbers Word Mat

Use this word mat to help you write numbers in words.

one thousand  
two thousand  
three thousand  
four thousand  
five thousand  
six thousand  
seven thousand  
eight thousand  
nine thousand  
ten thousand

one hundred  
two hundred  
three hundred  
four hundred  
five hundred  
six hundred  
seven hundred  
eight hundred  
nine hundred

ten  
twenty  
thirty  
forty  
fifty  
sixty  
seventy  
eighty  
ninety

one  
two  
three  
four  
five  
six  
seven  
eight  
nine

eleven  
twelve

thirteen  
fourteen

fifteen  
sixteen

seventeen  
eighteen

nineteen



# Year 3 and 4 Statutory Spellings

circle

complete

consider

continue

decide

describe

different

difficult

disappear

early

Title: \_\_\_\_\_

Author: \_\_\_\_\_

Publisher: \_\_\_\_\_

Storyline: \_\_\_\_\_

\_\_\_\_\_

\_\_\_\_\_

\_\_\_\_\_

\_\_\_\_\_

\_\_\_\_\_

\_\_\_\_\_

\_\_\_\_\_

Word difficulty ✓ box

Too easy

Just right

Too hard

# Book Review

What I liked best: \_\_\_\_\_

\_\_\_\_\_

\_\_\_\_\_

What I didn't like: \_\_\_\_\_

\_\_\_\_\_

\_\_\_\_\_

\_\_\_\_\_

Illustrations ✓ box

Too few

Just right

Too many



Interesting



Boring

Comment: \_\_\_\_\_

\_\_\_\_\_

Name of reviewer: \_\_\_\_\_

Date started: \_\_\_\_\_

Date finished: \_\_\_\_\_

Favourite character

Picture of favourite character

Recommendation ✓ box

Highly recommended

Reasonable

Not recommended
