








## EYFS-Weekly Plan





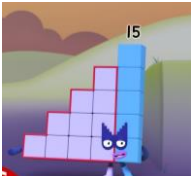




Class Teachers: Mrs Collins and Mrs Wallis  
Teaching Assistant: Miss Woodward

Hello and welcome to week 6 learning and activities. This week are finding out about Chinese New Year. Please remember to email us each day and let us know how you go on with the activities.

Our e-mail address is: c.classR@st-margarets-dover.kent.sch.uk

Best wishes Mrs Collins and Mrs Wallis

W/C 08/02/21	Monday	Tuesday	Wednesday	Thursday	Friday
<b>Phonics</b>  <b>Phonics Play</b> Username: <b>jan21</b> Password: <b>home</b>	<p><u>Learning goal:</u> to read words and simple sentences.</p> <p><a href="#">Flash cards speed trials</a></p> <p>Watch the Alphablock Video: <a href="#">Moon</a></p> <p>Practise writing 'oo'.</p> <p>Read some words that have 'oo' in them. Please click <a href="#">here</a>.</p>	<p><u>Learning goal:</u> to read words and simple sentences.</p> <p><a href="#">Grab a giggling grapheme</a></p> <p>Watch the Alphablock Video: <a href="#">Card</a></p> <p>Practise writing 'ar'.</p> <p>Read some words that have 'ar' in them. Please click <a href="#">here</a>.</p>	<p><u>Learning goal:</u> to read words and simple sentences.</p> <p><a href="#">Flash cards speed trials</a></p> <p><a href="#">Train your brain</a></p> <p>Can you spell the following tricky words? <b>no go</b></p> <p>Can you write a sentence using the tricky words <b>no</b> and <b>go</b>?</p>	<p><u>Learning goal:</u> to read words and simple sentences.</p> <p><a href="#">Grab a giggling grapheme</a></p> <p>Watch the Alphablock Video: <a href="#">The end</a></p> <p>Practise writing 'or'.</p> <p>Read some words that have 'or' in them. Please click <a href="#">here</a>.</p>	<p>No Screen Day</p> <p>Please see the separate timetable of activities to choose from for today.</p>
	Sky writer letter formation- <a href="http://www.ictgames.com/mobilePage/skyWriter/index.html">http://www.ictgames.com/mobilePage/skyWriter/index.html</a>				
<b>Literacy</b>  	<p><u>Learning goal:</u> to enjoy a range of stories</p> <p><a href="#">Listen</a> to the story 'Dragons in the City'.</p> <p>Can you talk about the story using the questions below?</p> <div data-bbox="383 1182 636 1358"> <p>Dragons in the City 'Hot Corner'</p> <p>1. What is Bo's favourite time of year?</p>  </div>	<p><u>Learning goal:</u> to write a simple sentence.</p> <p><a href="#">Listen</a> again to the story 'Dragons in the City'.</p> <div data-bbox="736 1046 958 1267">  </div> <p>What do you think the children are saying to each other? They might be saying "Look at that red dragon!" or "Wow!" Use the template below to write two</p>	<p><u>Learning goal:</u> to write a simple sentence.</p> <p>The Chinese New Year tradition of the 'Wishing Tree' began hundreds of years ago in Hong Kong. People would travel to the ancient banyan trees to make a wish.</p> <p>Today, people still write wishes on red paper during Chinese New Year. They then attach these wishes to oranges using colourful ribbon. People throw their oranges into a tree. If they hang to a branch and get stuck in the tree, it is believed that the wish will come true.</p>	<p><u>Learning goal:</u> to write labels.</p> <p><a href="#">All about Chinese New Year</a></p> <p>Watch this Cbeebies video clip. The children will show you what they do to prepare for Chinese New Year.</p> <p>Can you write a list of 3 things that the children do as part of their celebrations?</p> <div data-bbox="1491 1257 1653 1378">  </div>	

		speech bubbles.	Use the template below to write a wish and either cut out the orange to attach it to, or tie it to a real orange if you have one!		
<p><b>Maths</b></p> 	<p><u>Learning goal:</u> to talk about money.</p> <p>This week we are learning about money.</p> <p>Look at some coins with a grown up.</p> <p>What numbers can you see? What colours are they? What's the same? What's different?</p> 	<p><u>Learning goal:</u> be able to add 1p coins.</p> <p>Today we will be counting 1p coins. Can you count how much is in the Chinese envelopes below?</p> <p>Please see below.</p> <p>You could also try counting with 2p coins or 10p coins.</p> 	<p><u>Learning goal:</u> be able to add 1p coins.</p> <p>Click <a href="#">here</a> to play the Toy Shop Money Game.</p> <p>Start with one coin up to 10p</p> 	<p><u>Learning goal:</u> understand and explore the number 15.</p> <p>All about the number 15. Watch the following Numberblocks video- <a href="#">Fifteen</a></p> <p>Can you count 15 objects? Can you write the number 15? <b>Or</b> complete the number 15 sheet below.</p> 	<p>Thank you for all your support with home learning this term.</p> <p>The Early Years Team</p>
<p><b>Topic</b></p> 	<p><u>Learning goal:</u> to construct with a purpose in mind.</p> <p>Can you make a Chinese new year lantern?</p> <p>Please click <a href="#">here</a> for instructions.</p> 	<p><u>Learning goal:</u> to observe closely.</p> <p>Firework in a Glass. Please see instructions below.</p> <p>What happens to the oil when you pour it on top of the water? Have you created any new colours?</p> 	<p><u>Learning goal:</u> to make up rhythms.</p> <p>Please click <a href="#">here</a> to access the lesson.</p> 	<p><u>Learning goal:</u> to set a goal.</p> <p><a href="#">Listen</a> to the story Giraffes Can't Dance by Giles Andrea and Guy Parker-Rees.</p> <p>What would you like to get better at? As a family, come up with a goal to achieve at home and talk about how you can achieve it.</p>	



## EYFS-Weekly Plan

Class Teachers: Mrs Collins and Mrs Wallis

Teaching Assistant: Miss Woodward

In school we do a daily Wake Up and Shake Up. Please click [here](#) to complete a daily dance break with Kidz Bop at 12pm.  
Joe Wicks is teaching [live PE Lessons](#) at **9am** on **Monday, Wednesdays** and **Fridays**.



Dragon in the City Talk Cards



1. What is Bo's favourite time of year?



Dragon in the City Talk Cards



2. What food did Bo and Evie help to make?



Dragon in the City Talk Cards



3. What were the children given as a gift?



Dragon in the City Talk Cards






























4. What did the family see dancing to a drumbeat?



# Chinese Money Wallets – How Many Pennies?

It is Chinese New Year and I am very lucky! I have been given some lucky money wallets. How many pennies are in each money wallet? Count the pennies and write the answer on the top of the envelope.



_____	_____	_____	_____	_____
  	    	        	     	   





## Fireworks in a Glass Science Experiment

### You will need:

Food colouring (various colours)  
Warm water  
Oil  
2 empty glasses  
Fork

### The Activity

1. To start with, make sure your glass is clean.
2. Pour the warm water into the glass until about  $\frac{3}{4}$  full.
3. In the other glass, add a few spoonfuls of oil and 4 drops of food colouring.
4. Add some different colours to the oil.
5. Using the fork, mix together the oil and food colouring, to spread the colours throughout the oil.
6. Finally, pour the coloured oil into the glass of warm water and watch for the 'firework' display to start.



## EYFS-Weekly Plan

Class Teachers: Mrs Collins and Mrs Wallis  
Teaching Assistant: Miss Woodward

### My Wish



---

---


---

---

---

---

---





Start at the top and down we run, that's the way to make a one. Down and around then a flag on high, that's the way we make a five.

# 15

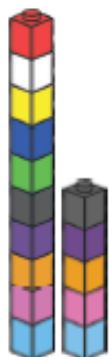
Trace over the number 15.

# 15 15 15

Write your own number 15.

• • • • •

Can you count the number shapes?



Trace over the letters to write fifteen.

# fifteen

Can you colour 15 things?

