



Year 4 Term 3 week 6
Week beginning 08.02.2021

Hello Class 4! Below are all the activities planned for week 6. There are many different links within the different subjects, which you can use to support/aid the children's learning.

We look forward to receiving photos and or word/power point documents to see the amazing work you are working hard to complete at home.

Our class email for this is: classc26@klz.org.uk which will be 'open' every day within school hours. We are extremely thankful for the continued support you give to your child/children within school and at home. Any problems, queries or questions, do not hesitate to email.

Miss Conway and Mrs Griffiths.

MONDAY	TUESDAY	WEDNESDAY	THURSDAY	FRIDAY
--------	---------	-----------	----------	--------

Maths
Multiplication & Division

STARTER: Continue with your 10 minutes of Times tables Rock Stars daily – aim to beat your score by the end of the week! If you do not know your password or log in details, please e-mail and Mrs Griffiths or I will be able to supply them to you. trockstars



WALT: Multiply by 10

Watch the lesson here:



WALT: Multiply by 100

Watch the lesson here:



[Tuesday maths](#)

WALT: Divide by 10

Watch the lesson here:



[Wednesday maths](#)

WALT: Divide by 100

Watch the lesson here:







[Thursday maths](#)

OFF SCREEN FRIDAY

Please see separate activity sheet in our planning area!



Year 4 Term 3 week 6
Week beginning 08.02.2021

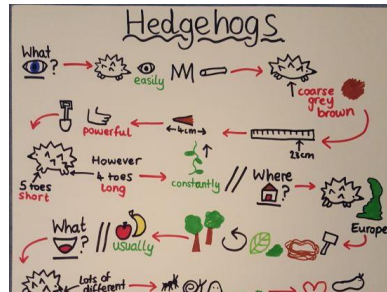
<p><u>Monday maths</u></p> <p><u>Answers for self-marking when you have completed above task</u></p>  <p>Funky Platform</p> <p>Play the Funky Platform game. You will find it in your 2Do tasks when you log in to Purple Mash.</p>	<p><u>Answers for self-marking when you have completed above task</u></p>  <p>Funky Platform</p> <p>Play the Funky Platform game. You will find it in your 2Do tasks when you log in to Purple Mash.</p>	<p><u>Answers for self-marking when you have completed above task</u></p>  <p>Dividers</p> <p>Play the Purple Mash dividers game. You will find it in your 2Do tasks when you log in to Purple Mash.</p>	<p><u>Answers for self-marking when you have completed above task</u></p>  <p>Dividers</p> <p>Play the Purple Mash dividers game. You will find it in your 2Do tasks when you log in to Purple Mash.</p>	
<p>Writing</p> <p>Information text – we are going to continue our work on information texts. This week you will create different information texts about interests of your own.</p> <p>Use this week to really impress Mrs Griffiths & I with your amazing writing capabilities.</p>				
<p>WALT-Discuss and record my ideas.</p> <p>Using either mind maps or bullet point lists, generate ideas of who/what your information text could be about.</p> <p>Some ideas you could use are:</p> <ul style="list-style-type: none"> • Yourself • A family member • A friend 	<p>WALT: Record your ideas</p> <p style="text-align: center;">Make a Text Map</p> <p>Using your mind map/list from yesterday, choose one of your ideas you like the most to complete this week information text on.</p> <p>Take that idea and mind map everything you know about the</p>	<p>WALT- Publish your work</p> <p>You can choose how to present your information. It could be a booklet, a poster or even a power point presentation. You may choose to create a double-paged spread in your workbook.</p> <p>It should include:</p> <ul style="list-style-type: none"> • A title • An opening paragraph to introduce what your information is about. 		

- A pet
- A mythical creature
- Favourite game/toy where appropriate
- Current pandemic situation around the world

For example, I would probably choose a Giraffe, as they are my favourite animal.

Remember if you are unsure about the topic/subject you have chosen you can do some research into it.

topic/subject. You will use this information to create a text map.




This will help you to organise your information into paragraphs about the same thing – for example:

- What do they eat
- Where do they live
- Appearance?
- Fun facts


Just like a story map, you should draw pictures, write some words and draw arrows to link information.

Don't forget you can also create a virtual/creative version of your text map using resources you have at home and then freeze framing different parts of your

- Subtitles to clarify the sections: food, habitat...
- Bullet points for listed information
- A picture or photograph with a caption
- A question to the reader – Have you ever seen a pig in real life?
- Writing in the present tense: Pigs live in, they eat, they can be found....



You can also use 2Publish or 2Publish Plus on Purple Mash to complete your fact files on. I will set a 2Do for both if you wish to use this method.




information text using photos or drawings.


Reading, Grammar and Vocabulary work.


This week's grammar and vocabulary we will be using the weekly vocab ninja words to explore our new focus text for term 4 Max and The Millions

Shinobi Word of the Day
Word of the Day: **opinion** Word Class (noun)
Pronunciation / Syllables (o-pin-ion)
Definition:
 Your opinion about something is what you think or believe about it.

 I changed my **opinion** about egg sandwiches! Yum!
Phrases: my opinion is / I've changed my opinion
Synonym: belief / point of view
Antonym: -ated / -ative
Prefix / Suffix: dominion / minion
Rhyme: like / dislike
Link Word:

Shinobi Word of the Day
Word of the Day: **analyse** Word Class (verb)
Pronunciation / Syllables (an-a-lyse)
Definition:
 If you analyse something, you consider it carefully or use statistical methods in order to fully understand it.

 We **analysed** the numbers to calculate the median.
Phrases: carefully analyse / we needed to re-analyse
Synonyms: study / explore
Antonym: re- / -ed
Prefix / Suffix: tantalise / numbers / data
Rhyme:
Link Word:

Shinobi Word of the Day
Word of the Day: **diagram** Word Class (noun)
Pronunciation / Syllables (di-a-gram)
Definition:
 A diagram is a simple drawing which consists mainly of lines and is used, for example, to explain how a machine works.

 The **diagram** showed the different fruit we like.
Phrases: the diagram illustrated / a diagram that showed
Synonym: drawing / illustration
Antonym: -ed
Prefix / Suffix: chart / data
Rhyme:
Link Word:

Shinobi Word of the Day
Word of the Day: **similar** Word Class (adjective)
Pronunciation / Syllables (sim-i-lar)
Definition:
 If one thing is similar to another, or if two things are similar, they have features that are the same.

 My new bag was **similar** to Imran's new bag.
Phrases: similar in many ways / similar, yet different
Synonym: alike / matching
Antonym: unlike / different
Prefix / Suffix: dis- / -ly
Rhyme: clothes / face
Link Word:

Using the read aloud link below, listen to the first two chapters of the story and use the above word 'opinion' to share your opinion of the story so far.

[Max and The Millions Chapter 1](#)
[Max and The Millions Chapter 2](#)

[Max and The Millions Chapter 3](#)
[Max and The Millions Chapter 4](#)

Use the above read aloud links for chapters 3 & 4. Once you have listened to the chapters use the above word of 'analyse' to analyse the text so far to answer the following questions:

1. Who are the main characters?
2. What has happened in the story so far?
3. What can you predict might happen next?

[Max and The Millions Chapter 5](#)
[Max and The Millions Chapter 6](#)

Using the above word of the day and read aloud links, draw a diagram to explain what you know about the story of Max and The Millions so far.

[Max and The Millions Chapter 7](#)
[Max and The Millions Chapter 8](#)

Today's word is similar. Use this word once you have watched the above read aloud links to write about any books/films/comics you have read before that are similar to our focus text.

Foundation Subjects

HISTORY:
 WALT: describe an Anglo-Saxon God in detail.

SCIENCE:
 WALT: Explain how a switch works

FRENCH: Going Shopping!
 WALT: ask the question 'C'est combien ...?' (regarding items in a shop)

[How to change a circuit](#)



You will only need the PowerPoint from this Twinkl Go pack this week. Read about the different Gods worshipped by the Anglo-Saxons (I found it fascinating!)

Choose one God, draw a detailed picture of the God, describe your God and include some details about them.

code: **LW9138**
at [Twinkl Go](https://www.twinkl.com)

You can also use 2Publish Plus to complete your task. A 2Do has been set for the week under History Blank Template.



ART:
WALT – Create monochromatic paintings.

A monochrome or monochromatic painting is one created using only one colour or hue.

[How to draw electrical symbols in a circuit](#)

Use the links above to recap about circuits within electricity. Using the information you already know and any new information collected from the first video, create a poster detailing how a switch works within a circuit.

Do not forget to use the second link to recap on how to draw electrical symbols within a drawn circuit. Use a drawn circuit within your poster to explain a switches use.

Be as creative as you can with your poster.

The second link also contains some interactive quiz games for you to play also!!

You can also use 2Publish Plus to complete your task. A 2Do has been set for the week under Science Poster.



PE:
Gymnastics
WALT: Develop balance when moving in different ways.

For this week's gymnastics, use your knowledge and skills or different gymnastic movements to create a short sequence/routine of your own. This could be a combination of different rolls, steps, hops,



In France the currency is the Euro. In this lesson you will learn about the different coins used in France as well as how to ask how much an item is.

Code: **TU5693**
at [Twinkl Go](https://www.twinkl.com)


Complete the task below



Year 4 Term 3 week 6
Week beginning 08.02.2021

Using only one colour or hue (hue means shade of a colour, for example light pink is a hue of pink) create a painting of your choice. You can do this in a variety of ways.

You can complete this at home if you have the resources to do so and send in photos of our work or an alternative to this is to create a monochromatic painting within 2 paint a picture on purple mash. You will find the 2Do when you log in.



jumps etc. Remember to always have adult supervision when completing any gymnastic activities and ensure you are completing these in an area with plenty of space.

You can also take part in different forms of exercise if Gymnastics is not a strong skill/sport for you. Below are a few links to different exercise videos you can use:

[Cosmic Yoga](#)

[Five a day fitness](#)



Year 4 Term 3 week 6
Week beginning 08.02.2021

French

	<p>un gâteau 12,20 €</p>	<p>20 €</p>	<hr/> <hr/>
	<p>un ballon de football 7,40 €</p>	<p>10 €</p>	<hr/> <hr/>
	<p>une paire de chaussures 27,50 €</p>	<p>50 €</p>	<hr/> <hr/>
	<p>du pain 4,30 €</p>	<p>10 €</p>	<hr/> <hr/>
	<p>un collier 18,90 €</p>	<p>20 €</p>	<hr/> <hr/>