








EYFS-Weekly Plan








Class Teachers: Mrs Collins and Mrs Wallis
Teaching Assistant: Miss Woodward

Hello and welcome to the first week of Term 4 learning and activities. This term our topic is Amazing Animals. Please remember to email us each day and let us know how you go on with the activities.

Our e-mail address is: c.classR@st-margarets-dover.kent.sch.uk

Best wishes Mrs Collins and Mrs Wallis

W/C 22/02/21	Monday	Tuesday	Wednesday	Thursday	Friday
<p>Phonics</p> <p>Phonics Play Username: jan21 Password: home</p>	<p>Learning goal: to revise the phase 2 and 3 sounds learnt so far</p> <p>Today's sounds: j, v</p> <p>Watch the Alphablocks j and v</p> <p>Say the sound, write the sound copying the sky writer for that letter. Practise writing these words: jug, jar, jam, jog, van, vet, vat</p> <p>Practise reading captions to access this lesson use pin code: LW9215 at Twinkl Go</p> 	<p>Learning goal: to revise the phase 3 sounds learnt so far</p> <p>Today's sounds: w, x</p> <p>Watch the Alphablocks w and x</p> <p>Say the sound, write the sound copying the sky writer for that letter. Practise writing these words: win, wet, wag, web, box, fox, mix, six</p> <p>Play grab-a-giggling-grapheme with j,v,w and x</p> 	<p>Learning goal: to revise the phase 3 sounds learnt so far</p> <p>Today's sounds: y, z</p> <p>Watch the Alphablocks y and z</p> <p>Say the sound, write the sound copying the sky writer for that letter. Practise writing these words: yum, yes, yuck, zip, zig, zap, zoo</p> <p>Play Tell a T-Rex with CVC words here ict games</p> 	<p>Learning goal: to revise the phase 3 sounds learnt so far</p> <p>Today's sounds: zz, qu</p> <p>Watch the Alphablocks qu</p> <p>Say the sound, write the sound copying the sky writer for those letters. Practise writing these words: quiz, quit, quack, fizz, buzz, fuzz</p> <p>Can you read and match the captions to the pictures (included below the timetable)</p> <div>   <p>pots and pans</p> <p>dad and nan</p> </div>	<p>No Screen Day</p> <p>Please see the separate timetable of activities for today.</p>
<p>Sky writer letter formation- http://www.ictgames.com/mobilePage/skyWriter/index.html</p>					

<p>Literacy</p> 	<p>Learning goal: to listen for words that rhyme.</p>  <p>Listen to Mrs Wallis reading the story of Monkey Puzzle on the class section of our school website.</p> <p>Can you hear any words that rhyme in the story? Can you fill in the missing blanks? 'M/y mum isn't a great grey hunk./ She hasn't got tusks or a curly</p> <p>"She doesn't curl around a nest of eggs. And anyway, my mum's got more"</p>	<p>Learning goal: to write labels</p>  <p>Draw a picture of your favourite animal that tries to help Baby Monkey find his Mummy.</p> <p>Can you add any labels to describe your animal from the jungle? Long, thin, spotty, furry?</p>	<p>Learning goal: to write captions</p>  <p>How do you think the monkey is feeling at the beginning of the story? What makes you feel that way?</p> <p>How do you think the monkey is feeling when the butterfly kept taking them to the wrong animal? Have you ever felt that way? Why?</p> <p>Draw a picture of the feeling with a caption.</p>	<p>Learning goal: to write a simple sentence</p>  <p>Baby Monkey is looking for his Mummy. At the end of the book is he happy?</p> <p>Can you draw a picture of your Mummy and write a sentence to tell us why she is so special to you.</p>	
<p>Maths</p> 	<p>Learning goal: to be able to count objects.</p> <p><u>Listen</u> to the story 10 black dots.</p> <p>Can you make your own picture using black dots? How many dots did you use?</p> 	<p>Learning goal: to be able to order numbers.</p> <p>Can you make sure own number cards and put them in the correct order?</p> <p>Ask a grown up to change something on the number line. For example, Turn the number 3 upside down. Can you spot the mistake?</p>	<p>Learning goal: to be able to identify one more and one less than a given number.</p> <p>You will need the number cards you made yesterday.</p> <p>Put them in the correct order. Ask a grown up to say a number. Can you find 1 more and 1 less than the number?</p>	<p>Learning goal: understand and explore the number 16.</p> <p>All about the number 16. Watch the following Numberblocks video- Sixteen</p> <p>Work through the number 16 PowerPoint.</p> <p>Can you practise writing the number 16? Can you count 16 items around the house? Or complete the number 16 sheet below.</p>	



EYFS-Weekly Plan

Class Teachers: Mrs Collins and Mrs Wallis
Teaching Assistant: Miss Woodward

Topic 	<p><u>Learning goal:</u> to identify key parts of the rainforest.</p> <p>Please click here to access the lesson.</p> <p>If you do not have a jar, you could draw or paint your own rainforest.</p>	<p><u>Learning goal:</u> to identify different animals that live in the rainforest.</p> <p>Please click here to access the lesson.</p>	<p><u>Learning goal:</u> to experiment with different ways of moving.</p> <p>Please click here to access the lesson.</p>	<p><u>Learning goal:</u> to listen and respond.</p> <p>Please click here to access the lesson.</p>	
	<p>In school we do a daily Wake Up and Shake Up. Please click here to complete a Jungle dance.</p> <p>Joe Wicks is teaching live PE Lessons at 9am on Monday, Wednesdays and Fridays.</p>				



pat a
dog



a cat in
a hat



a sad
man



a pin on
a map




pots and
pans



dad and
nan



a nap in
a cot




a kid in
a cap

Start at the top and down we run, that's the way to make a one. Down we go and make a loop, number six makes a hoop.

16

Can you count the number shapes?



Trace over the number 16.

16 16 16

Write your own number 16.

• • • • •

Trace over the letters to write sixteen.

sixteen

Can you colour 16 things?

