



Year 4 Term 4 week 1  
Week beginning 22.02.2021

Hello Class 4! Below are all the activities planned for week 1. There are many different links within the different subjects, which you can use to support/aid the children's learning.

We look forward to receiving photos and or word/power point documents to see the amazing work you are working hard to complete at home.

Our class email for this is: [c.class4@klz.org.uk](mailto:c.class4@klz.org.uk) which will be 'open' every day within school hours. We are extremely thankful for the continued support you give to your child/children within school and at home. Any problems, queries or questions, do not hesitate to email.

Miss Conway and Mrs Griffiths.

MONDAY	TUESDAY	WEDNESDAY	THURSDAY	FRIDAY
--------	---------	-----------	----------	--------

**Word of the day**

Write the word three times and it's definition. Can you write a sentence using the word accurately? Be creative and colourful with this task it will help you to remember the word.

Ninja Word of the day starting with Shinobi words for year 4 can be found [here](#).

<p><b>Shinobi Word of the Day</b></p> <p><b>Word of the Day:</b> <b>cause</b> (verb) Pronunciation / Syllables</p> <p><b>Definition:</b> To cause something, usually something bad, means to make it happen.</p> <p><b>The cause of the accident was driving too fast.</b></p> <p><b>Phrases:</b> was the cause of, caused me too</p> <p><b>Synonym:</b> basis <b>Antonym:</b> effect <b>Prefix / Suffix:</b> -ation <b>Rhyme:</b> wars <b>Link Word:</b> reason result pause accident</p>	<p><b>Shinobi Word of the Day</b></p> <p><b>Word of the Day:</b> <b>harsh</b> (adjective) Pronunciation / Syllables</p> <p><b>Definition:</b> Harsh actions or speech are unkind and show no understanding or sympathy, often seen as unkind.</p> <p><b>The harsh conditions made it hard for plants to grow.</b></p> <p><b>Phrases:</b> a harsh reaction, the harsh words</p> <p><b>Synonym:</b> cruel <b>Antonym:</b> kind <b>Prefix / Suffix:</b> -ly <b>Rhyme:</b> marsh <b>Link Word:</b> weather brutal nurturing actions</p>	<p><b>Shinobi Word of the Day</b></p> <p><b>Word of the Day:</b> <b>flock</b> (noun / verb) Pronunciation / Syllables</p> <p><b>Definition:</b> You can refer to a group of people or things as a flock of them to emphasize that there are a lot of them.</p> <p><b>The flock of teachers gathered around the biscuits.</b></p> <p><b>Phrases:</b> flocked to the, a huge flock of</p> <p><b>Synonym:</b> group <b>Antonym:</b> individual <b>Prefix / Suffix:</b> -ed <b>Rhyme:</b> stock <b>Link Word:</b> birds horde -ing block crowd</p>	<p><b>Shinobi Word of the Day</b></p> <p><b>Word of the Day:</b> <b>explanation</b> (noun) Pronunciation / Syllables</p> <p><b>Definition:</b> If you give an explanation of something, you give details about it or describe it so that it can be understood.</p> <p><b>Jeremy gave a poor explanation for why he was late.</b></p> <p><b>Phrases:</b> explained why the, the explanation was</p> <p><b>Synonym:</b> reason <b>Antonym:</b> version <b>Prefix / Suffix:</b> -ation <b>Rhyme:</b> information <b>Link Word:</b> lie education truth</p>	SCREEN FREE FRIDAY
--	---	--	---	--------------------

**Maths**

Fractions

**STARTER:** Continue with your 10 minutes of Times tables Rock Stars daily – aim to beat your score by the end of the week! If you do not know your password or log in details, please e-mail, and Mrs Griffiths or I will be able to supply them to you. [trockstars](http://trockstars)



#### WALT: Count in fractions

Use the below video to look into counting in fractions using number lines.



[Complete this task once you have watched the video](#)

[Use a self-marking method of your chose to mark your task \(answers\)](#)

#### WALT: Find fractions of a set of object

Use the video to help you when finding fractions of a set of objects.



[Complete this task once you have watched the above video](#)

[Answer for self-marking](#)

#### WALT: Add fractions

The video below will explain how to add fractions together.



[Task to complete once you have watched above video](#)

[Answers for self-marking](#)

**Fancy a challenge?**

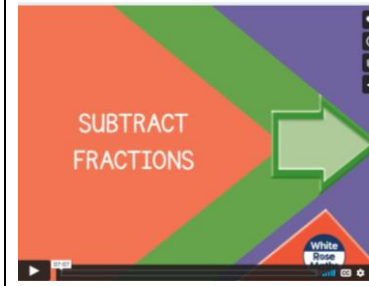
[Try this task. If you are struggling, use the video link below to help.](#)

[Video link](#)

[Answers](#)

#### WALT: Subtract fractions

This video will help explain how to subtract fractions.



[Task to complete once you have watched above video](#)

[Answers for self-marking](#)

**Fancy a challenge?**

[Try this task. If you are struggling, use the video link below to help.](#)

[Video link](#)

[Answers](#)

#### OFF SCREEN FRIDAY

Please see separate activity sheet in our planning area!

#### Writing

Letter Writing – Hook lesson & understanding the different elements of a letter.

WALT: Write for a variety of purposes.  
HOOK LESSON

WALT: Talk about a genre of writing identifying its structure.

WALT: Talk about a genre of writing identifying its vocabulary.

WALT: Talk about a genre of writing identifying its grammar  
Using the examples of an informal



Year 4 Term 4 week 1  
Week beginning 22.02.2021

To hook us into our new learning of letter writing, I would like you to write a letter to either myself, Mrs Griffiths or a family member/friend telling them all about your half term holiday and the fun you have had in the snow before this.

You can do this on paper at home, within a word document, or on purple mash where there will be a 2DO template for this task under 2Publish Plus.

Using the examples of an informal & formal letters, which are on the website with this plan, fill in a table like the one below to detail how it is structured.

	Formal Letter	Informal Letter
Structure		
Vocabulary		
Grammar		

You can draw this, print out the table below or use the 2DO template on purple mash to complete this task.

Remember the structure is how the letters are formatted. For example, paragraphs would be a structural feature.

**You will find some similarities and differences between both types of letters**

Using the examples of an informal & formal letters, which are on the website with this plan, fill in a table like the one below to detail the vocabulary it has.

	Formal Letter	Informal Letter
Structure		
Vocabulary		
Grammar		

You can draw this, print out the table below or use the 2DO template on purple mash to complete this task.

Remember vocabulary is the variety of words used such as adjectives, adverbs, fronted adverbials. An adjective is a describing word such as big, an adverb describes how an action is made, for example quickly and a fronted adverbial is a sentence starter such as One dark night.

**You will find some similarities and differences between both types of letters**

& formal letters, which are on the website with this plan, fill in a table like the one below to detail the grammar it has.

	Formal Letter	Informal Letter
Structure		
Vocabulary		
Grammar		

You can draw this, print out the table below or use the 2DO template on purple mash to complete this task.

Remember grammar is areas such as punctuation for example: ! Exclamation marks are a form of grammar. Below are some examples of grammar:

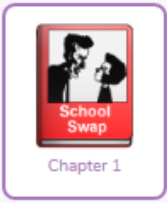
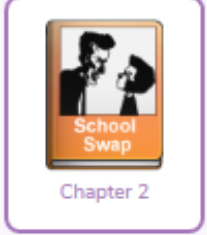

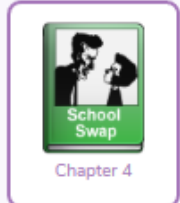
. , “ ” ! ? - \_ ( )

**You will find some similarities and differences between both types of letters**



**Reading**

Purple Mask School Swap Chapter 1-4

Year 4 Term 4 week 1  
Week beginning 22.02.2021

<p>WALT: Skim and scan a text to identify key ideas and answers questions from a text.</p>  <p>Read chapter 1: School Swap and answer the multiple choice questions. Both set as 2Dos on purple mash.</p>	<p>WALT: Skim and scan a text to identify key ideas and answers questions from a text.</p>  <p>Read chapter 2: School Swap and answer the multiple choice questions. Both set as 2Dos on purple mash.</p>	<p>WALT: Skim and scan a text to identify key ideas and answers questions from a text.</p>  <p>Read chapter 3: School Swap and answer the multiple choice questions. Both set as 2Dos on purple mash.</p>	<p>WALT: Skim and scan a text to identify key ideas and answers questions from a text.</p>  <p>Read chapter 4: School Swap and answer the multiple choice questions. Both set as 2Dos on purple mash.</p>	
--	--	--	--	--

**Foundation Subjects**

<p><b>GEOGRAPHY</b></p> <p><b>WALT: Identify what we know about two cities.</b></p> <p>For this lesson, you will be looking at what you know about Canterbury and Rome already. Using a mind map or bullet point list, write down all the different things you currently know about Canterbury and Rome. Do not worry if you do not know much about the cities just yet.</p> <p>Your second task is to sort the images below into the correct cities.</p> <p>You can complete this task at home by printing the images or using the numbers that are next to the images and write down, which numbers go with which city.</p>	<p><b>SCIENCE:</b></p> <p><b>WALT: Recognise that living things can be grouped in a variety of ways.</b></p>  <p>Use <a href="#">Twinkl Go</a> code: <b>QM4089</b> to access the power point and activity sheet for this lesson if you wish to print this or use the one below.</p> <p>Sort the animals into the Carroll diagram using the labels provided on the table. You may find that some of the animals do not fit in the diagram as the criteria's set out may not apply to that animal.</p>	<p><b>FRENCH:</b></p> <p><b>WALT: Speak in sentences in the context of countries and capitals of the United Kingdom.</b></p>  <p>Use the <a href="#">Twinkl Go</a> Code: <b>ZM1278</b> to access the power point and activity sheet if you wish to print this, or use the one below.</p> <p>Label the map using the correct French words for each capital city within the United Kingdom. Once you have, done this answer the questions below the map.</p>
---	---	--



Year 4 Term 4 week 1  
Week beginning 22.02.2021

**PSHE:**

**WALT: Understand my friendship groups and how I feel towards them.**

Everyone has different friendship groups and feel differently towards them.

Spend 2 minutes thinking about the different friendship groups you have. What is meant by this is:

- One friendship group is your friends in school.
- Another is your friends outside of school.
- A third group could be friends within your family.

Once you think you know who your different friendship groups are used small mind maps or list to write down these friendship groups (you can always use peoples initials instead of their names if you wish) and write down how you feel towards them.

You can complete this at home on paper and I will create a 2DO on purple mash for this.

**PE:**

**WALT: Understand and explain what Tag Rugby is.**

Create a poster, leaflet or power point document explaining what Tag Rugby is and how you play this sport.

Remember to include information on what are the rules, how many player can play at one time and what is the aim of the game. There will be a purple mash 2DO for those who wish to complete it on there.

If you have the resources, space and time why not play a small game of tag rugby, you could even make your own version of the tags.

For daily exercise if you do not have the facility to play a game of tag rugby please use one of the options below:

[Cosmic Yoga](#)

[Five a day fitness](#)

The 6 Nations Rugby Tournament is currently on the television. You might like to sit and watch a game at the weekend, as I write this England are due to play Wales on Saturday.



Year 4 Term 4 week 1  
Week beginning 22.02.2021

English Tues-Thurs

	Formal Letter	Informal Letter
Structure		
Vocabulary		
Grammar		

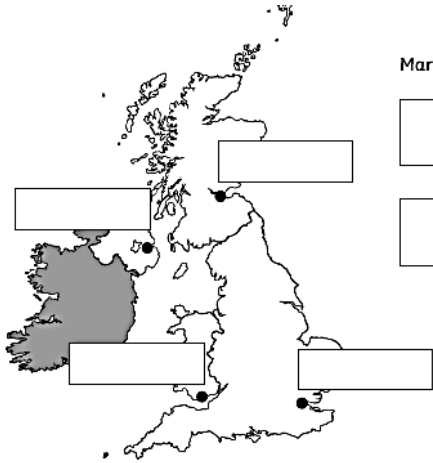


Year 4 Term 4 week 1  
Week beginning 22.02.2021

French



Year 4 Term 4 week 1  
Week beginning 22.02.2021




Mark the capital cities on the map (in French).

Cardiff

Belfast

Édimbourg

Londres



Quelle est la capitale de l' Angleterre ?

\_\_\_\_\_ est la capitale de l' \_\_\_\_\_

Quelle est la capitale du Pays de Galles ?

\_\_\_\_\_ est la capitale du \_\_\_\_\_

Quelle est la capitale de l' Écosse ?

\_\_\_\_\_ est la capitale de l' \_\_\_\_\_

Quelle est la capitale de l' Irlande du Nord ?

\_\_\_\_\_ est la capitale de l' \_\_\_\_\_



























































Year 4 Term 4 week 1  
Week beginning 22.02.2021

	lays eggs	does not lay eggs
birds		
not birds		

Year 4 Term 4 week 1  
Week beginning 22.02.2021

goose 	turtle 	lemur 	praying mantis 	bat 	shrimp 
wolf 	swan 	slug 	flamingo 	mosquito 	dragonfly 
pigeon 	mouse 	chameleon 	toucan 	frog 	ostrich 
beetle 	hummingbird 	gorilla 	snail 	rabbit 	earthworm 
brown bear 	snake 	tortoise 	chicken 	eel 	gazelle 
whale 	lion 	pangolin 	bee 	sea lion 	eagle 
koala 	elephant 	ladybird 	jellyfish 	starfish 	lobster 
clownfish 	crocodile 	echidna 	walrus 	stingray 	gecko 
rhino 	panda bear 	emu 	crab 	squirrel 	peacock 



Year 4 Term 4 week 1  
Week beginning 22.02.2021

## Geography

