








# EYFS-Weekly Plan







Class Teachers: Mrs Collins and Mrs Wallis  
Teaching Assistant: Miss Woodward

Hello and welcome to the second week of Term 4 learning and activities. Please remember to email us each day and let us know how you go on with the activities.  
Our e-mail address is: [c.classR@st-margarets-dover.kent.sch.uk](mailto:c.classR@st-margarets-dover.kent.sch.uk)  
Best wishes Mrs Collins and Mrs Wallis

W/C 01/03//21	<u>Monday</u>	<u>Tuesday</u>	<u>Wednesday</u>	<u>Thursday</u>	<u>Friday</u>
<p><u>Phonics</u></p> <p><u>Phonics Play</u> Username: <b>jan21</b> Password: <b>home</b></p>	<p><u>Learning goal:</u> to revise the phase 2 and 3 sounds learnt so far</p> <p>Play the flashcards time challenge to revise your phase 2 sounds. How many can you get in a minute? Can you try the phase 3 sounds?</p> <p><a href="#">Flashcards</a></p>  <p><u>Today's sound: sh</u></p> <p>Practise reading words with the 'sh' sound here: <a href="#">Little learners sh</a></p> <p>Can you count the sounds and then write the words: ship, shell, shop, wish, dish, fish</p>	<p><u>Learning goal:</u> to revise the phase 2 and 3 sounds learnt so far</p> <p>How many tricky words can you read? Have a go here: <a href="#">Tricky word trucks</a></p> <p><u>Today's sound: ch</u></p> <p>Practise reading words with the 'ch' sound here: <a href="#">Little learners ch</a></p> <p>Can you count the sounds and then write the words: chip, chop, chill, rich, much</p> <p><u>Reading challenge</u></p> <p>Can you read the sentences (included below) and draw a picture to match?</p> 	<p><u>Learning goal:</u> to revise the phase 2 and 3 sounds learnt so far</p> <p>Play the flashcards time challenge to revise your phase 2 sounds. Can you beat Monday's score? Can you try the phase 3 sounds?</p> <p><a href="#">Flashcards</a></p>  <p><u>Today's sound: th</u></p> <p>Practise reading words with the 'th' sound here: <a href="#">Little learners th</a></p> <p>Can you count the sounds and then write the words: thin, thick, them, then, that, this</p>	<p><u>Learning goal:</u> to revise the phase 2 and 3 sounds learnt so far</p> <p><u>Today's sound: ng</u></p> <p>Practise reading words with the 'ng' sound here: <a href="#">Little learners ng</a></p> <p>Can you count the sounds and then write the words: sing, ring, song, king, ping, pong</p> <p>Practise your blending by reading the words on the reading robot <a href="#">blend and read</a></p> 	 <p>WORLD BOOK DAY</p> <p>Please see the separate timetable to choose your activities.</p>
<p>Sky writer letter formation- <a href="http://www.ictgames.com/mobilePage/skyWriter/index.html">http://www.ictgames.com/mobilePage/skyWriter/index.html</a></p>					




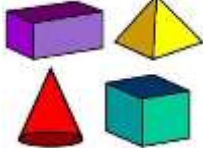










To celebrate World Book Day this year, we will be completing a variety of whole school activities across the week. Every Class Teacher has chosen a picture book that we will read to you on our weekly videos. Please complete the activities below for Monday to Thursday based on the book your teacher has read to you. On Friday there is a separate timetable of 'bookish' activities to choose from! When you return to school, we will give you your World Book Day book token. You will be able to exchange your voucher for one of the special 'World Book Day 2021' books in supermarkets and bookshops. With authors including: Tom Fletcher, Julia Donaldson and Katherine Rundell, there are some fantastic reads! Have a look here for a preview of what you could choose: [2021 Book selection](#)  
We hope that you enjoy celebrating your love of books and reading!

<p>Literacy</p>  	 <p>Listen to your class story!</p> <p><a href="#">Make a mini book</a> by following these instructions. Can you add a front cover and some illustrations? Write words or sentences on each page to summarise the story.</p>	 <p><u>Letter to a character</u></p> <p>Choose one of the characters from your class story. Write a letter to the character. You may want to ask them some questions about the story or how they felt at different parts.</p>	<p><u>Story in a box!</u></p>  <p>Use whatever materials you can find to create your story in any box! You can use toys you have or draw pictures to colour and stick in.</p>	 <p><u>Freeze Frame!</u></p> <p>Imagine you were re-creating one scene from your class picture book. Which part of the story would you choose?</p> <p>Use the template below to plan what you would need to re-create it at home.</p>	
---	---	--	--	--	--



# EYFS-Weekly Plan

Class Teachers: Mrs Collins and Mrs Wallis  
Teaching Assistant: Miss Woodward

<p><b>Maths</b></p> 	<p><u>Learning goal:</u> be able to name 3D shapes.</p> <p>This week we are learning about 3D shapes.</p> <p>Click <a href="#">here</a> to listen to a song about 3D shapes.</p> <p>Go on a 3-D shape hunt around your house to collect lots of different shaped objects.</p> <p>Can you remember what they are called?</p> 	<p><u>Learning goal:</u> be able to describe 3D shapes.</p> <p>Go on a 3-D shape hunt around your house to collect lots of different shaped objects.</p> <p>What do you notice about the shape of each object? Look at the similarities and differences.</p> <p>Now sort your objects into groups.</p> 	<p><u>Learning goal:</u> be able to create patterns.</p> <p>Go on a 3-D shape hunt around your house to collect lots of different shaped objects.</p> <p>What you notice when you use each of your objects to print using playdough or paint?</p> <p>What shapes can you see?</p> <p>Now have a go at using your objects to print a pattern.</p> 	<p><u>Learning goal:</u> understand and explore the number 17.</p> <p>All about the number 17. Watch the following Numberblocks video- <a href="#">Seventeen</a></p> <p>Work through the number 17 PowerPoint.</p> <p>Can you practise writing the number 17? Can you count 17 items around the house? <b>Or</b> complete the number 17 sheet below.</p> 	
<p><b>Topic</b></p> 	<p><u>Learning goal:</u> to sing songs, make music and dance.</p> <p>Click <a href="#">here</a> and join in with the Animal Boogie.</p> <p>You could use some pots and pans and make a family band.</p> 	<p><u>Learning goal:</u> to observe closely.</p> <p>Rain Cloud in a Jar Please click <a href="#">here</a> for instructions.</p> 	<p><u>Learning goal:</u> to experiment with different ways of moving.</p> <p>Please click <a href="#">here</a> to access this lesson.</p> 	<p><u>Learning goal:</u> to talk about our feelings.</p> <p>With a grown up read the story 'In It Together'. How do you feel about going back to school?</p> 	



## EYFS-Weekly Plan

Class Teachers: Mrs Collins and Mrs Wallis  
Teaching Assistant: Miss Woodward

In school we do a daily Wake Up and Shake Up. Please click [here](#) to complete a Go Noodle Video.  
Joe Wicks is teaching [live PE Lessons](#) at 9am on Monday, Wednesdays and Fridays.





# EYFS-Weekly Plan

Class Teachers: Mrs Collins and Mrs Wallis  
Teaching Assistant: Miss Woodward

Freeze Frame!

Story:

Explain the part of the story you have chosen to create:		
What characters are in the scene? What costumes might you need? Make a list or draw your characters below:	What is the setting of your scene? Is there anything you could find at home to re-create the background? Make a list or draw the background below:	Are there any props you would need to make or find? Make a list or draw the props below:



Tuesday phonics

## Read and Draw

a cat and a big fat rat

pack a pen in a bag

a doll in a cot

a bird in a tree

Start at the top and down we run, that's the way to make a one. Across the sky then down from heaven, that's the way to make a seven.




Trace over the number 17.



Write your own number 17.



Can you count the number shapes?



Trace over the letters to write seventeen.



Can you colour 17 things?

