








English Planning for 'World Book Day Week'

1.3.21	Monday	Tuesday	Wednesday	Thursday	Friday
 <p>To celebrate World Book Day this year, we will be completing a variety of whole school activities across the week. Every Class Teacher has chosen a picture book that we will read to you on our weekly videos. Please complete the activities below for Monday to Thursday based on the book your teacher has read to you. On Friday there is a separate timetable of 'bookish' activities to choose from! When you return to school, we will give you your World Book Day book token. You will be able to exchange your voucher for one of the special 'World Book Day 2021' books in supermarkets and bookshops. With authors including: Tom Fletcher, Julia Donaldson and Katherine Rundell, there are some fantastic reads! Have a look here for a preview of what you could choose: 2021 Book selection</p> <p>We hope that you enjoy celebrating your love of books and reading!</p>					
<p>English</p>      	<p>Listen to your class story!</p> <p>Make a mini book by following these instructions. Can you add a front cover and some illustrations? Write words or sentences on each page to summarise the story.</p>	<p><u>Letter to a character</u></p> <p>Choose one of the characters from your class story. Write a letter to the character. You may want to ask them some questions about the story or how they felt at different parts.</p>	<p><u>Story in a box!</u></p> <p>Use whatever materials you can find to create your story in any box! You can use toys you have or draw pictures to colour and stick in.</p>	<p><u>Freeze Frame!</u></p> <p>Imagine you were re-creating one scene from your class picture book. Which part of the story would you choose?</p> <p>Use the template below to plan what you would need to re-create it at home.</p>	<p>Please the separate timetable of activities in your class home learning section on our school website.</p>

Freeze Frame!

Story:

Explain the part of the story you have chosen to create:

What characters are in the scene? What costumes might you need?

Make a list or draw your characters below:

What is the setting of your scene? Is there anything you could find at home to re-create the background?

Make a list or draw the background below:

Are there any props you would need to make or find?

Make a list or draw the props below: