











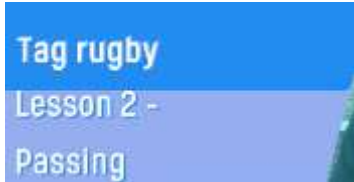


Year 3 Term 4 Week 2
Week beginning 01.03.21

Hello Year 3 and welcome to term 4, week 2 of home learning. Please keep in touch and send us your learning via our class email C.Class3@st-margarets-dover.kent.sch.uk. This can be through photos, Word documents or Power Point documents or videos. I love to see your amazing work and all the wonderful things you are doing at home. Stay safe and look after each other. Best wishes, Mrs Geere 😊

	Monday	Tuesday	Wednesday	Thursday	Friday
Vocabulary Ninja – Word of the Day	A new word of the day on each PowerPoint screen – starting with Grasshopper words for years 3/4. These can be found in PowerPoint or pdf format here . Children should write the word, write the definition and use the word in their own unique sentence. They can also look at the synonyms, antonyms, prefixes and suffixes associated with the word and see if there are any others they can find.				Screen Free Friday!
English 	<div style="text-align: center;">   </div> <p>To celebrate World Book Day this year, we will be completing a variety of whole school activities across the week. Every Class Teacher has chosen a picture book that we will read to you on our weekly videos. Please complete the activities below for Monday to Thursday based on the book your teacher has read to you. On Friday there is a separate timetable of 'bookish' activities to choose from! When you return to school, we will give you your World Book Day book token. You will be able to exchange your voucher for one of the special 'World Book Day 2021' books in supermarkets and bookshops. With authors including: Tom Fletcher, Julia Donaldson and Katherine Rundell, there are some fantastic reads! Have a look here for a preview of what you could choose: 2021 Book selection</p> <p>We hope that you enjoy celebrating your love of books and reading!</p> <p>You might also like to click on the link and watch the World Book Day 2021 - Live Lesson - BBC Teach on Thursday 4th March at 11:30am.</p>				 Please use the separate timetable of activities in your class home learning section on our school website. Have a good weekend!

	 <p>Listen to your class story!</p> <p>Make a mini book by following these instructions. Can you add a front cover and some illustrations? Write words or sentences on each page to summarise the story.</p>	 <p><u>Letter to a character</u></p> <p>Choose one of the characters from your class story. Write a letter to the character. You may want to ask them some questions about the story or how they felt at different parts.</p>	<p><u>Story in a box!</u></p>  <p>Use whatever materials you can find to create your story in any box! You can use toys you have or draw pictures to colour and stick in.</p>	 <p><u>Freeze Frame!</u></p> <p>Imagine you were re-creating one scene from your class picture book. Which part of the story would you choose?</p> <p>Use the template below to plan what you would need to re-create it at home.</p>	
Maths Shapes	<p>Starter – Join in with Position & Direction Super Movers.</p> <p><u>WALT: recognise angles as a property of a shape.</u></p> <p>Click here watch the videos, read the examples, complete the quizzes and complete the activities.</p>	<p>Starter – Join in with a 2D and 3D shape Super Movers.</p> <p><u>WALT: recognise angles as a property of a shape.</u></p> <p>Click here to watch the video and click here to complete the worksheets.</p>	<p>Starter – Play Angles Alien Attack - Mathsframe. You can choose different levels.</p> <p><u>WALT: identify whether angles are greater than or less than a right angle.</u></p> <p>Click here to watch the video and click here to complete the worksheets.</p>	<p>Starter – Play Hit the Button. You can choose whichever activity you want to do.</p> <p><u>WALT: measure the perimeter of 2D shapes.</u></p> <p>Click here to watch the video and click here to complete the worksheets.</p>	
Times Tables	Continue to practise your times tables throughout the week by playing on Times Table Rock Stars .				
Spelling and Handwriting	<p>Please continue to complete a page daily of your spelling, handwriting and mindfulness booklet that was given to you in the last week of term 3. You can click here for support with cursive letter formation.</p> <p>If you feel you still need to work on your phonics, you can listen to and watch Mr T's Phonics videos here to recap alternative spellings. You can also play phonics games on Phonics Play here. Username: jan21 Password: home</p>				

Topic	Geography	RE	P.E	P.E	
	<p><u>WALT: understand the difference between human and physical geographical features.</u></p> <p>Access this lesson using pin code: GG7503 at Twinkl Go</p> <p>Click on the link above. Read through the PowerPoint. Complete the quiz questions and the challenge on the PowerPoint.</p> <p>You might also like to discuss or draw the human and physical geographical features where you live.</p>	<p><u>WALT: understand why Diwali is significant to Hindus.</u></p> <p>Access this lesson using pin code: GG2307 at Twinkl Go</p> <p>Click on the link above and read through the PowerPoint about Diwali.</p> <p>Then answer the questions on the sheet at the end of this planning.</p> <p>You might also like to look at different Rangoli patterns online and try to copy one or create your own.</p>	<p>We are also doing tag rugby in P.E this term. Click on the link below for lesson 1.</p>  <p>PSHE – Mindfulness</p> <p>Cosmic Kids Zen Den</p> <p>Click on the above to join in with some calming mindfulness.</p>	<p>Click on the link below to join in with lesson 2 of tag rugby.</p>  <p>Music</p> <p>Click here and here to listen to a calm sea and a stormy sea. They are very long videos, so just listen to a short section of each. Once you have listened to them both please compare them. What can you hear? How are they the same and different? Can you draw a calm and a stormy sea and add onto your pictures which musical instruments could be used to show the calm, peaceful sea and which would be good for the stormy and blustery sea.</p>	

You don't have to print the worksheets out if you don't want to or are unable to. You can complete the activities on paper whilst having the worksheet on the screen.

To further help me understand how your child got on with their learning, please discuss the activity you have carried out with your child and together decide which smiley face to draw on your work.



I did this by myself I had some help I had lots of help

Freeze Frame!

Story:

Explain the part of the story you have chosen to create:

What characters are in the scene? What costumes might you need?

Make a list or draw your characters below:

What is the setting of your scene? Is there anything you could find at home to re-create the background?

Make a list or draw the background below:

Are there any props you would need to make or find?

Make a list or draw the props below:

Diwali

Name _____

What is Diwali? _____

What does the word Diwali mean? _____

Write down two things people do to celebrate Diwali: _____

Who is Lakshmi? _____

What is Rangoli? _____

What does the Diwali festival celebrate? _____
