







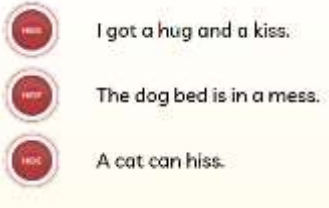





EYFS-Weekly Plan






Class Teachers: Mrs Collins and Mrs Wallis
Teaching Assistant: Miss Woodward

W/C 08/03//21	Monday	Tuesday	Wednesday	Thursday	Friday
<p>Phonics Phase 3</p> <p>I can read words and simple sentences.</p> <p>User name: jan21 Password:home</p>	<p>Revise phase 2 and 3 sounds daily - speedsounds</p> <p>1. Play balloon phonics with initial sounds</p>  <p>https://www.topmarks.co.uk/phonics/balloon-phonics-cvc-game</p> <p>Dictation of 3 words and 1 sentence (words from game) Identify CL, FS and FS when modelled</p> <p>2. Play Help a hedgehog, sitting in a circle, each child has a turn to come up and read a word. Can we beat our score?</p>  <p>Help a hedgehog</p>	<p>Revise phase 2 and 3 sounds daily - speedsounds</p> <p>1. Play balloon phonics with middle sounds</p>  <p>https://www.topmarks.co.uk/phonics/balloon-phonics-cvc-game</p> <p>Dictation of 3 words and 1 sentence (words from game) Identify CL, FS and FS when modelled</p> <p>Why do we use FS? https://www.youtube.com/watch?v=Rma2CK0zfEU</p> <p>2. Sit in a circle and take it in turns to read a word on the Reading robot</p>  <p>reading-robot</p>	<p>Revise phase 2 and 3 sounds daily - speedsounds</p> <p>1. Play balloon phonics with final sounds</p>  <p>https://www.topmarks.co.uk/phonics/balloon-phonics-cvc-game</p> <p>Dictation of 3 words and 1 sentence (words from game) Identify CL, FS and FS when modelled</p> <p>2. Play Grab a giggling grapheme with either phase 2 or 3 graphemes - circle time to take it in turns</p> <p>grab-a-giggling-grapheme</p> 	<p>Revise phase 2 and 3 sounds daily - speedsounds</p> <p>https://www.phonicsplay.co.uk/resources/phase/3/sentences-3</p>  <p>1. Read the sentences together. Hide a sentence and dictate 2 sentences. Identify CL, FS and FS when modelled</p> <p>2. Sit in a circle and take it in turns to read a word on the Reading robot</p>  <p>reading-robot</p>	<p>Revise phase 2 and 3 sounds daily - speedsounds</p> <p>https://www.phonicsplay.co.uk/resources/phase/3/sentences-3</p>  <p>Read the sentences together. Hide a sentence and dictate 2 sentences. Identify CL, FS and FS when modelled</p> <p>1. Play Help a hedgehog, sitting in a circle, each child has a turn to come up and read a word. Can we beat our score from Monday?</p>  <p>Help a hedgehog</p>
<p>Phonics Assessment - with children that have not been in the bubble - across the week Phonics Videos for home - https://lettersandsounds.org.uk/for-home/reception</p>					



EYFS-Weekly Plan





Class Teachers: Mrs Collins and Mrs Wallis
Teaching Assistant: Miss Woodward

Literacy	<u>The Little Red Hen</u>	<u>The Little Red Hen</u>	<u>The Little Red Hen</u>	<u>The Little Red Hen</u>	<u>R.E</u>
<p>I can re-tell a story</p>	<p>Read the story together and learn the TFW actions</p> <p>Read the key words from the working wall. Can anyone guess them from the pictures? Add the sound buttons and segment then blend.</p> <p>Group task: Complete a story map to re-tell The Little Red Hen</p> 	<p>Read the story together and use the TFW actions. Adult to draw a story map of the story on flip chart paper for display.</p> <p>Group task: Complete a story map to re-tell The Little Red Hen</p> 	<p>Watch the CD-rom of the story being read by Pie Corbett. Hot seat session - one child to be the little red hen. Adults to lead questioning about how she felt at the beginning, middle and then why she did not share the bread at the end.</p> <p>Sing 'The Farmer's in his den' in a circle.</p> <p>Group task: Complete a story map to re-tell The Little Red Hen</p> 	<p>Read the story together and use the TFW actions and the role play masks. Children take it in turns to be the different animals.</p> <p>Sing Old Mcdonald in a circle.</p> <p>Group task: Complete a story map to re-tell The Little Red Hen</p> 	<p>Which Places are Special and Why?</p> <p>I can talk about places that are special to me.</p> <p>Group task: Circle time to talk about special places using photo prompts - (considering COVID restrictions!)</p> <p>Beach, Play park, home, school.</p> <p>Children share their special place with the class, record on a post it note for RE book.</p> 
<p>Literacy Home Learning</p> <p>Please follow lessons 1-4 here: National Oaks - Little Red Hen Listen to the story here: https://www.youtube.com/watch?v=2E72TZyOLNo</p>					
<p>Sky writer letter formation- http://www.ictgames.com/mobilePage/skyWriter/index.html</p>					



EYFS-Weekly Plan

Class Teachers: Mrs Collins and Mrs Wallis
Teaching Assistant: Miss Woodward

<p>Maths</p>	<p>Starter- Number rhymes</p>  <p>What is happening to the numbers in this rhyme?</p> <p>Revision I can recognise numerals to 10. Matching numbers.</p> <p>Group task- Maths Assessment</p>	<p>Starter- Tens Frame</p>  <p>Put some counters on the tens frame. How many on the tens frame?</p> <p>Revision I can place numbers in order up to 10. Ordering numbers</p> <p>Group task- Maths Assessment</p>	<p>Starter- Number rhymes</p>  <p>What is happening to the numbers in this rhyme?</p> <p>Revision I can find one more and one less than a given number. 1 more 1 less</p> <p>Group task- Maths Assessment</p>	<p>Starter- Tens Frame.</p>  <p>Put some counters on the tens frame. How many on the tens frame?</p> <p>I can recognise the number 18. Introduce the number 18. Watch the following Numberblocks episode- eighteen</p> <p>Work through the number eighteen powerpoint.</p> <p>Group task- Maths Assessment</p>	<p>PSHE</p> <p>I know how to help myself go to sleep and understand why sleep is good for me.</p> <p>Watch the following clip: https://www.youtube.com/watch?v=YfdRr7MWax4 What do you do at home before you go to bed?</p> <p>Group task- Maths Assessment</p>
<p align="center">Maths Home Learning</p> <p align="center">Daily Date Chart- https://www.ictgames.com/mobilePage/dateChart/index.html Learning from home - Please complete the activities in the main lessons above.</p>					
<p>Discovery Time</p>	<p>Tuff Tray: See below UW: Sorting animals that live on a farm and animals that do not live on a farm. PD: Farm themed cutting skills. EAD: Mother's Day card Maths: Number fish in the water tray. CL +Literacy: Role-play area- Home corner + Zoo Read and Draw Little Red Hen Phonics: spooky sounds (ICT Games)</p>	<p>Tuff Tray: See below UW: Sorting animals that live on a farm and animals that do not live on a farm. PD: Farm themed cutting skills. EAD: Mother's Day card Maths: Number fish in the water tray. CL +Literacy: Role-play area- Home corner + Zoo Read and Match Little Red Hen Phonics: spooky sounds (ICT Games)</p>	<p>Tuff Tray: See below UW: Sorting animals that live on a farm and animals that do not live on a farm. PD: Farm themed cutting skills. EAD: Mother's Day card Maths: Number fish in the water tray. CL +Literacy: Role-play area- Home corner + Zoo Little Red Hen stick puppets - re-tell the story Phonics: spooky sounds (ICT Games)</p>	<p>Tuff Tray: See below UW: Sorting animals that live on a farm and animals that do not live on a farm. PD: Farm themed cutting skills. EAD: Mother's Day card Maths: Number fish in the water tray. CL +Literacy: Role-play area- Home corner + Zoo Handprint hens Phonics: spooky sounds (ICT Games)</p>	<p>Tuff Tray: See below UW: Sorting animals that live on a farm and animals that do not live on a farm. PD: Farm themed cutting skills. EAD: Mother's Day card Maths: Number fish in the water tray. CL +Literacy: Role-play area- Home corner + Zoo Little Red Hen cone animals Phonics: spooky sounds (ICT Games)</p>



EYFS-Weekly Plan

Class Teachers: Mrs Collins and Mrs Wallis
Teaching Assistant: Miss Woodward

Tuff Tray
Ideas





Tens Frame
