






# St Margaret's-at-Cliffe CP School - Class 1 w/c: 08.03.21





Hello Year 1 and welcome back to school! We are so happy to welcome you back to our classroom. We are looking forward to all the fun learning we have planned for you this week! Mrs O'Neill, Mrs Wallis and Mrs Hoile. Year One Class email [C.Class1@st-margarets-dover.kent.sch.uk](mailto:C.Class1@st-margarets-dover.kent.sch.uk)

	Monday	Tuesday	Wednesday	Thursday	Friday
<p>Maths</p>  <p>2Dos (whole class)</p>	<p>Learning goal: to begin to measure length</p> <p><a href="#">Spr1.8.5 - Measure length on Vimeo</a></p> <p>Task: measuring with cubes activity</p>	<p>Tuesday PE 9:00-10:00</p> <p>Multi Skills with DC</p> <p>(Outside lesson)</p> <p>See below for an online PE lesson for today.</p>	<p>Learning goal: to measure length using a ruler</p> <p><a href="#">Spr1.9.2 - Measure length on Vimeo</a></p> <p>Task: measuring with a ruler activity</p>	<p>Learning goal: to solve length problems by adding</p> <p><a href="#">Spr1.9.3 - Adding lengths on Vimeo</a></p> <p>Task: adding lengths problem solving activity</p>	<p>Learning goal: to solve length problems by subtracting</p> <p><a href="#">Spr1.9.4 - Subtracting lengths on Vimeo</a></p> <p>Task: subtracting lengths problem solving activity</p>
Phonics Learning goal: to revise the new phase 5 sounds learnt this term <b>ay/ou/ie/ea/oy/ir</b>					
	Monday	Tuesday	Wednesday	Thursday	Friday
<p>Phonics and reading</p> 	<p>Learning goal: to revise all phonemes Ph3 and Ph5 - ay and ou</p> <p>Recap: time challenge all Phase 3 and 5a phonemes</p> <p><a href="#">Flashcards Time Challenge (phonicsplay.co.uk)</a></p>	<p>Learning goal: to revise all phonemes Ph3 and Ph5 - ie and ea</p> <p>Recap: 'Quick write' phonemes from Phase 5a on white boards</p> <p><b>ay/ou/ie/ea/oy/ir</b></p>	<p>Learning goal: to revise tricky words - <b>oh/their/people</b></p> <p>Recap: time challenge all Phase 3 and 5a phonemes</p> <p><a href="#">Flashcards Time Challenge (phonicsplay.co.uk)</a></p>	<p>Learning goal: to revise all phonemes Ph3 and Ph5 - oy/ir</p> <p>Recap: 'Quick write' phonemes from Phase 5a on white boards</p> <p><b>ay/ou/ie/ea/oy/ir</b></p>	<p>Learning goal: to revise tricky words - <b>Mr/Mrs/looked/called/asked</b></p> <p>Recap: time challenge all Phase 3 and 5a phonemes</p> <p><a href="#">Flashcards Time Challenge (phonicsplay.co.uk)</a></p>

<p>User name: jan21 Password: home</p>	<p>Display and model writing ay and ou, add sound buttons for words, crayon, stay, cloud, about</p> <p>Revise ay and ou using I spy and read using slide2 from ppt- <i>I-spy and read Phase 5a</i></p>	<p>Display and model writing ie and ea, add sound buttons for words, tie, cried, dream, bead</p> <p>Revise ie and ea using I spy and read using slides 2&amp;3 from ppt- <i>I-spy and read Phase 5a</i></p>	<p>Revise tricky words from Phase 5a <a href="http://phonicsplay.co.uk">Tricky Word Trucks (phonicsplay.co.uk)</a></p> <p>Oh/their/people/Mr/Mrs/looked/called/asked/could/should/would</p>	<p>Display and model writing oy and ir - add sound button for words, toy, royal, bird, birth</p> <p>Revise oy/ir using phoneme pop <a href="http://phonicsplay.co.uk">Phonics Pop    Listen to the sound, then pop as many bubbles as you can - mobile friendly (ictgames.com)</a></p>	<p>Revise tricky words from Phase 5a <a href="http://phonicsplay.co.uk">Tricky Word Trucks (phonicsplay.co.uk)</a></p> <p>Oh/their/people/Mr/Mrs/looked/called/asked/could/should/would</p>
--	--	---	---	--	---

<p>English</p>	 <p>The Three Little Pigs (Two week project)</p>				
	<p>Learning goals: to listen to and discuss a traditional tale.</p> <p>To use my knowledge of texts that I have read to answer questions - what happens to good and bad characters?</p> <p>Introduce the story to the children. Who has read it before? Explain that it is a traditional tale.</p>	<p>Learning goal: to join in with repeated language</p> <p>Re-read the story with the children - with actions.</p> <p>Can the children spot any tricky words in the story?</p> <p>Can the children spot any interesting words in the story?</p>	<p>Learning goal: to re-tell a traditional tale</p> <p>Re-read the story with the children - selecting 4 children to wear the role-play masks and act it out as you read it.</p> <p>Put the children into groups of 4.</p> <p>Children in each group to make a stick puppet of the 3 houses and the cooking pot.</p>	<p>Learning goal: to plan what I am going to write about</p> <p>Re-read the story with the children - with actions -</p> <p>Hot seating - choose one child to be the wolf.</p> <p>Question the 'wolf' about his bad behaviour</p>	<p>Learning goal: to sequence sentences to form short narratives</p> <p>Re-read the story with the children - with actions.</p> <p><b><u>BIG WRITE DAY</u></b></p> <p>Children to use a word mat and their phonic knowledge to re-tell the story in words.</p>



	<p>We will be using the book to complete a variety of activities over the next two weeks.</p> <p>Read the story.</p> <p>Introduce the actions for the story.</p> <ul style="list-style-type: none"> <li>• Once upon a time</li> <li>• Early one morning <ul style="list-style-type: none"> <li>• Unfortunately</li> <li>• Chiny chin chin <ul style="list-style-type: none"> <li>• First</li> <li>• Second</li> <li>• Third</li> <li>• The end</li> </ul> </li> </ul> </li> </ul> <p>Re-read the story with the children - adding the actions.</p>	<p>Collect the interesting words on coloured word strips and add them to the working wall.</p> <p>Ask the children what would they need to re-tell the story?</p> <p>Explain that tomorrow they will be working in groups to re-tell the story to the class.</p> <p>Make a character stick puppet either one of the three pigs or the wolf.</p>	<p>Groups to practise re-telling the story - one could narrate or they could share the job.</p> 	<p>Model drawing a simple map of the story. Use the working wall to add the interesting and tricky words from the story.</p> <p>Children will make their own story map to re-tell the story</p>	<p>TA/CT to take a guided group each.</p> <p>One group will work independently.</p>
<p>English Home Learning</p>	<p>Watch the story here: <a href="#">The Three Little Pigs</a></p> <p>Have a discussion about traditional tales and good and bad characters in the tales.</p>	<p>Watch the story again, can you join in with any of the repeated phrases?</p> <p>Make your own stick puppets by cutting out the templates below and sticking to card if you have it.</p>	<p>Use your stick puppets to re-tell the story using your puppets. Can you use different voices for the different characters?</p>	<p>Draw a simple story map of the story of The Three Little Pigs</p> 	<p>Big Write Day</p> <p>Re-tell the story. Say the sentence, write the sentence - one at a time.</p> <p>How much of the story can you tell?</p>

Child initiated 'Choosing time'

Provide straw, Lego and sticks for the children to build different houses.

Cone characters

Play dough challenge mats

Role Play masks

Monday PE 1:00-2:00

Learning goal: to travel in different ways with control.

Invasion Games Unit  
Fairground Fun lesson 1



Maths

Learning goal: to use a ruler

[Spr1.9.1 - Introducing the ruler on Vimeo](#)

Using a ruler to measure centimetres 2Do

[Purple Mash by 2Simple](#)



Task: use ruler to measure (practical task)

Learning goal: to begin to explore a sense of belonging

Share introduction ppt  
**Belonging**

Access this lesson using pin code: **QB7589** at [Twinkl Go](#)



Learning goal: to explore a sense of belonging

Recap introductory work on belonging and children to then record different groups and communities that they belong to e.g. school, church, gym club



Learning goal: to explore the experience of belonging for a Christian

Share story of the Lost Coin



What does it mean to belong to a faith community?  
What does this story tell us about being part of a Christian community?  
Explore the beginning of joining a Christian faith Community  
[The Bible and baptism - KS1 Religious Education - BBC Bitesize](#)

					Task: discuss and label the baptism picture
	PE Learning at home <a href="#">Lesson: How do I feel safe, experience success and feel happy?   Teacher Hub   Oak National Academy (thenational.academy)</a>	PE Learning at home <a href="#">Lesson: How do I improve my stability when moving?   Teacher Hub   Oak National Academy (thenational.academy)</a>			

