











EYFS-Weekly Plan






Class Teachers: Mrs Collins and Mrs Wallis
Teaching Assistant: Miss Woodward

W/C 15/03//21	<u>Monday</u>	<u>Tuesday</u>	<u>Wednesday</u>	<u>Thursday</u>	<u>Friday</u>
Phonics Phase 3 I can read words and simple sentences. Phonics play Username: jan21 Password: home	<p>Learning goal: to revise the phase 2 and 3 sounds learnt so far.</p> <p>Play the flashcards time challenge to revise your phase 2 and 3 sounds.</p> <p>Flashcards</p>  <p><u>Today's sound: ai</u></p> <p>Practise reading words with the 'ai' sound here: little learners ai</p> <p>Can you count the sounds and then write the words: wail, hail, pain, sail, rain.</p> <p>Practise your blending by reading the words on the reading robot.</p> <p>blend and read</p> 	<p>Learning goal: to revise the phase 2 and 3 sounds learnt so far.</p> <p>Play the flashcards time challenge to revise your phase 2 and 3 sounds.</p> <p>Flashcards</p>  <p><u>Today's sound: ee</u></p> <p>Practise reading words with the 'ee' sound here: little learners ee</p> <p>Can you count the sounds and then write the words: see, feel, weep, feet, meet.</p> <p>Play Dragons Den with phase 3 sounds- practise your blending.</p> <p>dragons den</p> 	<p>Learning goal: to revise the phase 3 sounds learnt so far.</p> <p>How many tricky words can you read? Have a go here: Tricky word trucks</p> <p><u>Today's words:</u></p> <p>Can you count the sounds and then write the words: was, my</p> <p>Quickwrite game with the words: was, my. How many times can you write the words in 20 seconds?</p> <p>Dictate and then write the sentences:</p> <p>He was a cat.</p> <p>My cat is fat.</p> <p>The cat has a hat.</p> <p>Can you add the sound buttons?</p>	<p>Learning goal: to revise the phase 2 and 3 sounds learnt so far.</p> <p>Play the flashcards time challenge to revise your phase 2 and 3 sounds.</p> <p>Flashcards</p>  <p><u>Today's sound: igh</u></p> <p>Practise reading words with the 'igh' sound here: little learners igh</p> <p>Can you count the sounds and then write the words: high, light, night, fight, tight.</p> <p>Practise your blending by reading the words on the reading robot.</p> <p>blend and read</p> 	<p>Learning goal: to revise the phase 2 and 3 sounds learnt so far.</p> <p>Play the flashcards time challenge to revise your phase 2 and 3 sounds.</p> <p>Flashcards</p>  <p><u>Today's sound: oa</u></p> <p>Practise reading words with the 'oa' sound here: little learners oa</p> <p>Can you count the sounds and then write the words: goat, boat, coat, foal, goal.</p> <p>Play Dragons Den with phase 3 sounds- practise your blending.</p> <p>dragons den</p> 



EYFS-Weekly Plan





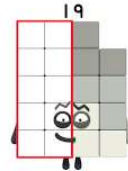
Class Teachers: Mrs Collins and Mrs Wallis
Teaching Assistant: Miss Woodward

Phonics Videos for home - https://lettersandsounds.org.uk/for-home/reception					
Literacy I can write captions and labels	<p>Re-tell the story using actions. Sing the Little Red Hen Song.</p> <p>Group task: Writing assessment:</p> <p>Write a caption from the story. What did little red hen say in the story? ie: Who will help me cut the wheat? I will do it myself then. I will eat it all myself!</p> <p><small>The Little Red Hen Speech Bubbles</small></p> 	<p>Re-tell the story as a class but in groups- split the class into sleepy cats, lazy dogs, noisy ducks and little red hens. Children to join in with the repeated refrains.</p> <p>Group task:</p> <p>Write a caption from the story. What did little red hen say in the story? ie: Who will help me cut the wheat? I will do it myself then. I will eat it all myself!</p> <p><small>The Little Red Hen Speech Bubbles</small></p> 	<p>Re-tell the story using the role play masks. Practise writing the words: hen, dog, cat, duck. Encourage and celebrate phonetic approach.</p> <p>Group task:</p> <p>Write a caption from the story. What did little red hen say in the story? ie: Who will help me cut the wheat? I will do it myself then. I will eat it all myself!</p> <p><small>The Little Red Hen Speech Bubbles</small></p> 	<p>Re-tell the story in a whisper. Practise writing the words: cut, wheat, eat, bread. Encourage and celebrate phonetic approach.</p> <p>Group task:</p> <p>Write a caption from the story. What did little red hen say in the story? ie: Who will help me cut the wheat? I will do it myself then. I will eat it all myself!</p> <p><small>The Little Red Hen Speech Bubbles</small></p> 	<p>R.E</p> <p>I am aware that some religious people have places which have special meaning to them.</p> <p>Group task:</p> <p>Investigate a photo PowerPoint of special buildings within different religions. What can the children see? What is the same? What is different?</p> <p>Watch this clip about different religions and places of worship here: Different religions in the world</p>
	<p>If you are learning at home, please follow the Little Red Hen lessons 5-8 on the following link: National Oaks Little Red Hen</p> <div style="text-align: center;">  <p>Listen to the story here: Little Red Hen</p> </div>				



EYFS-Weekly Plan

Class Teachers: Mrs Collins and Mrs Wallis
Teaching Assistant: Miss Woodward

	Sky writer letter formation- http://www.ictgames.com/mobilePage/skyWriter/index.html				
Maths 	<p>Starter- How many fingers am I holding up? Can you find that number on the number line?</p> <p>Revision: I can compare lengths. Watch the video about comparing length. Longer and Shorter Quiz.</p>  <p>Group task- Maths Assessment.</p>	<p>Starter- How many fingers am I holding up? Can you find that number on the number line?</p> <p>Revision: I can recognise and name 3D shapes. Listen to the 3D shape song. 3D shape reveal PowerPoint.</p>  <p>Group task- Maths Assessment.</p>	<p>Starter- How many fingers am I holding up? Can you find that number on the number line?</p> <p>Revision: I can recognise and name coins. Display Coins up to 20p. Can you tell me what they are? Play the Toy Shop money game.</p>  <p>Group task- Maths Assessment.</p>	<p>Starter- How many fingers am I holding up? Can you find that number on the number line?</p> <p>I can recognise the number 19. Introduce the number 19. Watch the following Numberblocks episode- nineteen Work through the number nineteen PowerPoint.</p>  <p>Group task- Maths Assessment.</p>	<p>PSHE I can wash my hands thoroughly and understand why this is important especially before I eat and after I go to the toilet.</p> <p>Chat with each other about all the ways we use soap and water. e.g. washing cars, dishes, clothes etc.</p> <p>What happens if we don't wash our hands? What do germs do? Listen to the wash your hands song.</p> <p>Group task- Maths Assessment.</p>
	<p align="center">Maths Home Learning Daily Date Chart- https://www.ictgames.com/mobilePage/dateChart/index.html If you are learning at home, please play the games in the daily lessons.</p>				
Discovery Time	<p>Tuff Tray: See below UW: Life cycle of a Hen PD: Playdough farm animals. EAD: Little Red Hen Craft Maths: Farmyard Counting CL +Literacy: Role-play area- Home corner + Zoo Phonics: Phoneme Pop</p>	<p>Tuff Tray: See below UW: Life cycle of a Hen PD: Playdough farm animals. EAD: Little Red Hen Craft Maths: Counting farm animals. CL +Literacy: Role-play area- Home corner + Zoo Phonics: Phoneme Pop</p>	<p>Tuff Tray: See below UW: Life cycle of a Hen PD: Playdough farm animals. EAD: Little Red Hen Craft Maths: Counting farm animals. CL +Literacy: Role-play area- Home corner + Zoo Phonics: Phoneme Pop</p>	<p>Tuff Tray: See below UW: Life cycle of a Hen PD: Playdough farm animals. EAD: Little Red Hen Craft Maths: Counting farm animals. CL +Literacy: Role-play area- Home corner + Zoo Phonics: Phoneme Pop</p>	<p>Tuff Tray: See below UW: Life cycle of a Hen PD: Playdough farm animals. EAD: Little Red Hen Craft Maths: Counting farm animals. CL +Literacy: Role-play area- Home corner + Zoo Phonics: Phoneme Pop</p>



EYFS-Weekly Plan

Class Teachers: Mrs Collins and Mrs Wallis
Teaching Assistant: Miss Woodward

Tuff Tray Ideas



Farm Animals stuck in the mud.
Cocoa powder, corn starch and water.












EYFS-Weekly Plan

Class Teachers: Mrs Collins and Mrs Wallis

Teaching Assistant: Miss Woodward

Farmyard Counting

Count the pictures and write the answers in the circles.

	<input type="text"/>
	<input type="text"/>
	<input type="text"/>
	<input type="text"/>
	<input type="text"/>
	<input type="text"/>
	<input type="text"/>
	<input type="text"/>
	<input type="text"/>