








St Margaret's-at-Cliffe CP School - Class 1 w/c: 15.03.21



	Monday	Tuesday	Wednesday	Thursday	Friday
Maths   2Dos (whole class Tuesday)	Learning goal: to begin to explore weight and mass (practical) Spr1.10.1 - Introduce weight and mass activity on Vimeo Working in groups, explore different objects using balance scales (practical partner activity)	Tuesday PE 9:00-10:00 Multi Skills with DC (Outside lesson) See below for an online PE lesson for today.	Learning goal: to measure mass Spr1.10.3 - Measure mass on Vimeo Task - recording activity, simple measuring using non-standard measure - with cubes	Learning goal: to compare mass Spr1.10.4 - Compare mass on Vimeo Task - recording activity, comparing balances using language heavier/lighter	Learning goal: to solve simple problems related to mass Spr1.10.5 - Mass problems on Vimeo Task - with a partner solve mass problems, how much more and finding the total mass of objects and extension during CI time - comparing mass using compare bears
Phonics Learning goal: to revise the new phase 5 sounds learnt this term ue/aw/wh/ph/ew/oe/au/ey					
	Monday	Tuesday	Wednesday	Thursday	Friday
Phonics and reading  Phonics Play User name: jan21	Learning goal: to revise all phonemes Ph3 and Ph5 - ue and aw Recap: play time challenge all Phase 3 and 5a phonemes Flashcards Time Challenge (phonicsplay.co.uk)	Learning goal: to revise all phonemes Ph3 and Ph5 - wh and ph Recap: 'Quick write' phonemes from Phase 5a on white boards ay/ou/ie/ea/oy/ir/ue/aw	Learning goal: to revise all phonemes Ph3 and Ph5 - ew and oe Recap: time challenge all Phase 3 and 5a phonemes Flashcards Time Challenge (phonicsplay.co.uk)	Learning goal: to revise spelling tricky words - said/so/have/like Recap: 'Quick write' phonemes from Phase 5a on white boards ay/ou/ie/ea/oy/ir/ue/aw/wh/ph/ew/oe	Learning goal: to revise all phonemes Ph3 and Ph5 - au and ey Recap: time challenge all Phase 3 and 5a phonemes Flashcards Time Challenge (phonicsplay.co.uk)

Password: home	Display and model writing words with ue and aw glue/true/rescue/claw/ dawn/straw	Display and model writing words with wh and ph whip/whack/wheel/graph /dolphin/phew	Display and model writing words with ew and oe grew/blew/new/hoer/ tiptoe/doe	Revise tricky words from Phase 5a said/so/have/like	Display and model writing words with au and ey launch/haul/Paul/key/ donkey/turkey
Phonics Play User name: jan21 Password: home	Play Buried treasure with ue/aw words Buried Treasure (phonicsplay.co.uk)	Play Picnic on Pluto with wh/ph words Picnic on Pluto (phonicsplay.co.uk)	Play Buried treasure with ew/oe words Buried Treasure (phonicsplay.co.uk)	Play tricky word trucks to revise said/so/have/like Tricky Word Trucks (phonicsplay.co.uk)	Play Picnic on Pluto with au/ey words Picnic on Pluto (phonicsplay.co.uk)
English	<div><div></div><div></div><div>The Three Little Pigs (Two week project)</div></div>				
	<div></div> <div>Learning goal: to form an exclamation mark</div> <div>Re-read the story with the children - in a whispered voice, then a loud voice</div> <div>Task: Write speech bubbles for the Big Bad Wolf including an exclamation mark</div>	<div>Learning goal: to form an exclamation mark</div> <div>Task: Write speech bubbles for the Three Little Pigs including an exclamation mark.</div> <div>Can you remember any of the phrases the Three Little Pigs say?</div>	<div>Learning goal: to sequence sentences to form short narratives</div> <div>Re-read the story with the children - with actions.</div> <div><u>BIG WRITE (To be completed over two days)</u></div> <div>Children to use a word mat and their phonic knowledge to re-tell the story in words.</div> <div>TA/CT to take a guided group each.</div> <div>One group will work independently.</div>	<div>Learning goal: to sequence story events</div> <div>Re-tell the story choosing 4 new children to use the role play masks.</div> <div>Talk for writing - Display day</div> <div>Make a Three Little Pigs house.</div>	

	<p>Can you remember any of the phrases the Big Bad Wolf says?</p> <p>"Little pig, little pig, let me come in!"</p> <p>Write your sentence with a CAPITAL letter, exclamation mark and finger spaces.</p>	<p>"No, no, no, not by the hairs on my chinny chin chin!"</p> <p>Write your sentence with a CAPITAL letter, exclamation mark and finger spaces.</p>	 	<p>Choose either straw, sticks or the brick templates to make a house for the Three Little Pigs.</p>
English Home Learning	<p>Watch the story here:</p> <p>The Three Little Pigs</p> <p>See class learning - template for the Big Bad Wolf speech bubble has been included below.</p>	<p>Watch the story here:</p> <p>The Three Little Pigs</p> <p>See class learning - template for the Three Little Pigs speech bubble has been included below.</p>	<p>Big Write (Over 2 Days)</p> <p>Re-tell the story. Say the sentence, write the sentence - one at a time.</p> <p>How much of the story can you tell?</p>	<p>Make a Three Little Pigs house</p> <p>See the house template on our planning area - print out and stick on to card. Can you build the 3 houses?</p>

Child initiated 'Choosing time'

Three Little Pigs -self initiated learning opportunities

Provide straw, Lego and sticks for the children to build different houses.

Cone characters




Play dough challenge mats

Role Play masks

Mini-books

Finger puppets



<p>Foundation subjects this week</p> <p>PE (Physical Education) and RE (Religious Education)</p>	<p>Monday PE 1:00-2:00</p> <p>PE Learning goal: to travel with a ball in different ways</p> <p>Invasion Games Unit Fairground Fun lesson 2</p>  <p>Access this lesson using pin code: IL6120 at Twinkl Go</p>	<p>Maths - Learning goal: to begin to explore weight and mass (recorded)</p> <p>Spr1.10.2 - Introduce weight and mass on Vimeo</p>  <p>Whole Class 2Do activity on Purple Mash and individual activity sheet - focus heavier/lighter</p> <p>Purple Mash by 2Simple</p>	<p>RE Learning goal: to explore the experience of belonging for a Christian</p> <p>Share story of the Lost Coin</p>  <p>What does it mean to belong to a faith community? What does this story tell us about being part of a Christian community? Explore the beginning of joining a Christian faith Community</p> <p>The Bible and baptism - KS1 Religious Education - BBC Bitesize</p> <p>Task: discuss and label the baptism picture</p>	<p>RE Learning goal: to recognise the symbols of belonging through a Christian Baptism</p> <p>Share Symbols of Baptism ppt.</p> <p>Then using doll/water/white garment/candle act out a babies baptism for children to watch and discuss</p> <p>Task: discuss the symbols of baptism with a friend, colour picture and write about three symbols</p>	<p>RE Learning goal: to recognise the symbols of belonging to each other (marriage)</p> <p>Share ppt with different marriage ceremonies - focus on Christian/Jewish/Islamic wedding celebrations Then talk through what happens at a Christian Wedding using ppt. Focus on the special vows - what these means (promising to look after/love another person) Task: children to write and colour to make a friendship card - with a vow about how they will help/look after their friend</p>
Home learning	<p>PE Learning at home</p> <p>What does my body do when I move? (thenational.academy)</p>	<p>PE Learning at home</p> <p>How quickly and easily can my body move in different ways? (thenational.academy)</p>	<p>RE Learning at home</p> <p>The Bible and baptism - KS1 Religious Education - BBC Bitesize</p> <p>Share ideas about baptism and belonging as a Christian Explore belonging as a Christian using the parable (a story told by Jesus) of The Lost Coin here: Access this lesson using pin code: GX1506 at Twinkl Go</p>		

English Monday



English Tuesday

