







## EYFS-Weekly Plan

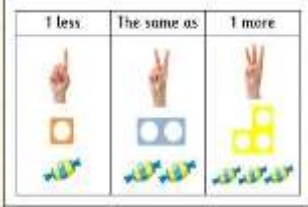
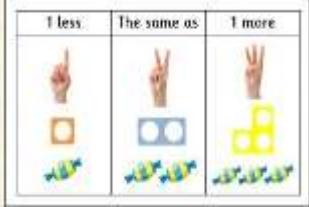
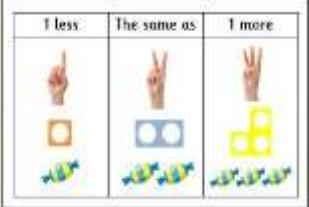


Class Teachers: Mrs Collins and Mrs Wallis  
Teaching Assistant: Miss Woodward

W/C 22/03//21	<u>Monday</u>	<u>Tuesday</u>	<u>Wednesday</u>	<u>Thursday</u>	<u>Friday</u>
<p><b>Phonics</b> <b>Phase 3</b></p> <p><b>I can read words and simple sentences.</b></p>	<p>Learning goal: to learn phase 3 letters and sounds</p> <p style="text-align: center;"><a href="#">Flash cards speed trials</a></p> <p style="text-align: center;"><a href="#">Meet Alphablock J</a> Practise writing 'j'.</p> <p>Write the words and add the sound buttons: jam, jet, jog, Jill, Jack</p> <p style="text-align: center;"><a href="#">Read Phase 3 sentences.</a></p>	<p>Learning goal: to learn phase 3 letters and sounds</p> <p style="text-align: center;"><a href="#">Flash cards speed trials</a></p> <p style="text-align: center;"><a href="#">Meet Alphablock V</a> Practise writing 'v'.</p> <p style="text-align: center;"><a href="#">Read Phase 3 sentences.</a></p> <p>Write the words and add the sound buttons: jam, jet, jog, van, vet, visit</p>	<p>Learning goal: to learn phase 3 letters and sounds</p> <p style="text-align: center;"><a href="#">Flash cards speed trials</a></p> <p style="text-align: center;"><a href="#">Meet Alphablock W</a> Practise writing 'w'.</p> <p style="text-align: center;"><a href="#">Read Phase 3 sentences.</a></p> <p>Write the words and add the sound buttons: will, win, wag, web, wig, wax, jam, jog, van, vet</p>	<p>Learning goal: to learn phase 3 letters and sounds</p> <p style="text-align: center;"><a href="#">Flash cards speed trials</a></p> <p style="text-align: center;"><a href="#">Meet Alphablock X</a> Practise writing 'x'.</p> <p style="text-align: center;"><a href="#">Read Phase 3 sentences.</a></p> <p>Write the words and add the sound buttons: will, win, wag, fox, box, fix, six</p>	<p>Learning goal: to learn phase 3 letters and sounds</p> <p style="text-align: center;"><a href="#">Flash cards speed trials</a></p> <p style="text-align: center;">Revise: j, v, w, x</p> <p>Write the words and add the sound buttons - jar, jog, van, vet, wig, fox</p> <p style="text-align: center;">Yes/No questions Is the sun wet? Has a pot of jam got a lid? Can a van go up a hill? Has a cat got a web? Will a pig put on a wig?</p>
Phonics Videos for home - <a href="https://lettersandsounds.org.uk/for-home/reception">https://lettersandsounds.org.uk/for-home/reception</a>					
<p><b>Literacy</b></p> <p><b>I can attempt to write short sentences</b></p> <p><b>I can answer 'how' and 'why' questions in response to stories</b></p>	<p><b><u>Read/Listen to the story 'Rainbow Fish'</u></b></p> <p style="text-align: center;"><a href="#">Rainbow fish</a></p> <p>Can you describe the rainbow fish? Talk to your friend about the colours you can see.</p> <p><b>Group task:</b> Simple sentence prompt activity.</p> <div style="text-align: center;"></div>	<p><b><u>Watch a different version of the Rainbow Fish</u></b></p> <p style="text-align: center;"><a href="#">Rainbow Fish movie</a></p> <p>Who are the characters in the story?</p> <p><b>Group task:</b> Simple sentence prompt activity.</p> <div style="text-align: center;"></div>	<p><b><u>Re-read the story and answer the questions as a class:</u></b></p> <p>What is the setting of the story? What happens at the beginning of the story?</p> <p><b>Group task:</b> Simple sentence prompt activity.</p> <div style="text-align: center;"></div>	<p><b><u>Re-read the story and answer the questions as a class:</u></b></p> <p>What happened in the middle of the story? What happened at the end?</p> <p><b>Group task:</b> Simple sentence prompt activity.</p> <div style="text-align: center;"></div>	<p style="text-align: center;"><b>R.E</b></p> <p><b>I can talk about the things that are special in a place of worship</b></p> <p>Access this lesson using pin code: <b>LW5682</b> at <a href="#">Twinkl Go</a></p> <p>Design and complete a stained glass window for a church.</p> <p><b>Group task:</b> Simple sentence prompt activity.</p>



# EYFS-Weekly Plan

Class Teachers: Mrs Collins and Mrs Wallis  
Teaching Assistant: Miss Woodward

<p><b>Maths</b></p> <p><b>I can find one more or one less than a given number.</b></p>	<p>Starter- Sit in a circle and practise counting forwards and backwards up to 20.</p> <p>Can you remember how to find one more than a number? Can you remember how to find one less than a number?</p> <p><b>Model</b> finding one more and one less than a number using cubes/numicon.</p>  <p><b>Group task-</b> Finding one more and one less than a given number using cubes/counters/toys etc.</p>	<p>Starter- Sit in a circle and practise counting forwards and backwards up to 20.</p> <p><b>Model</b> finding one more and one less than a number using a <a href="#">number line</a>.</p> <p>How do we find one more/less on a numberline?</p>  <p><b>Group task-</b> Finding one more and one less than a given number using cubes/counters/toys etc.</p>	<p>Starter- Sit in a circle and practise counting forwards and backwards up to 20.</p> <p>Show the children a <a href="#">number line</a>. If I get 8 birthday cards and Mrs Wallis get one more. How many does she get?</p> <p>Repeat with different numbers.</p>  <p><b>Group task-</b> Finding one more and one less than a given number using cubes/counters/toys etc.</p>	<p>Starter- <a href="#">Supermovers- Counting to 20</a></p> <p><b>I can recognise the number 20.</b> Introduce the number 20. Watch the following Numberblocks episode- <a href="#">twenty</a></p> <p>Work through the Number Twenty PowerPoint.</p>  <p><b>Group task-</b> Finding one more and one less than a given number using cubes/counters/toys etc.</p>	<p><b>PSHE</b></p> <p><b>I know what a stranger is and how to stay safe if a stranger approaches me.</b></p> <p>Listen to the story Little Red Riding Hood. Did Little Red know the wolf? He was a stranger. Should she have talked to him?</p>  <p><a href="#">Listen</a> to the song Stranger Danger.</p> <p><b>Group task-</b> Finding one more and one less than a given number using cubes/counters/toys etc.</p>
<p><b>Maths Home Learning</b></p> <p>Daily Date Chart- <a href="https://www.ictgames.com/mobilePage/dateChart/index.html">https://www.ictgames.com/mobilePage/dateChart/index.html</a> Lesson at Home - Monday to Wednesday complete <a href="#">Lessons 5 to 7 from National Oak</a>. Thursday complete the main activity above.</p>					
<p><b>Discovery Time</b></p>	<p><b>Tuff Tray:</b> See below <b>UW:</b> Which objects float and sink? Listen to the <a href="#">song</a>. <b>PD:</b> Under the Sea cutting skills <b>EAD:</b> Daffodil painting <b>Maths:</b> Under the sea counting <b>CL +Literacy:</b> Role-play area- Home corner + Zoo <b>Phonics:</b> <a href="#">Phonics Game</a></p>	<p><b>Tuff Tray:</b> See below <b>UW:</b> Which objects float and sink? Listen to the <a href="#">song</a>. <b>PD:</b> Under the Sea cutting skills <b>EAD:</b> Daffodil painting <b>Maths:</b> Under the sea counting <b>CL +Literacy:</b> Role-play area- Home corner + Zoo <b>Phonics:</b> <a href="#">Phonics Game</a></p>	<p><b>Tuff Tray:</b> See below <b>UW:</b> Which objects float and sink? Listen to the <a href="#">song</a>. <b>PD:</b> Under the Sea cutting skills <b>EAD:</b> Daffodil painting <b>Maths:</b> Under the sea counting <b>CL +Literacy:</b> Role-play area- Home corner + Zoo <b>Phonics:</b> <a href="#">Phonics Game</a></p>	<p><b>Tuff Tray:</b> See below <b>UW:</b> Which objects float and sink? Listen to the <a href="#">song</a>. <b>PD:</b> Under the Sea cutting skills <b>EAD:</b> Daffodil painting <b>Maths:</b> Under the sea counting <b>CL +Literacy:</b> Role-play area- Home corner + Zoo <b>Phonics:</b> <a href="#">Phonics Game</a></p>	<p><b>Tuff Tray:</b> See below <b>UW:</b> Which objects float and sink? Listen to the <a href="#">song</a>. <b>PD:</b> Under the Sea cutting skills <b>EAD:</b> Daffodil painting <b>Maths:</b> Under the sea counting <b>CL +Literacy:</b> Role-play area- Home corner + Zoo <b>Phonics:</b> <a href="#">Phonics Game</a></p>




# EYFS-Weekly Plan

Class Teachers: Mrs Collins and Mrs Wallis  
Teaching Assistant: Miss Woodward

## Tuff Tray Ideas





### Counting Worksheet

Write how many items there are in the circle.





The rainbow fish  
has \_\_\_\_\_  
\_\_\_\_\_  
\_\_\_\_\_

