
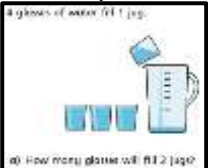





St Margaret's-at-Cliffe CP School - Class 1 w/c: 22.03.21









	Monday	Tuesday	Wednesday	Thursday	Friday
Maths 	Learning goal: to begin to explore capacity and volume What is capacity? What is volume? Spr1.11.1 - Introducing capacity and volume activity on Vimeo Vocab - more/less/liquid full/half full/empty Task: compare amounts of liquid most/least more/less	Tuesday PE 9:00-10:00 Multi Skills with DC (Outside lesson) See below for an online PE lesson for today.	Learning goal: to measure capacity Spr1.11.3 - Measure capacity on Vimeo Task: shared task, simple capacity problems work with a partner 	Learning goal: to compare capacity Spr1.11.4 - Compare capacity on Vimeo Task: compare and match amounts of liquid using = < and >, compare the capacity of different containers	Learning goal: to solve simple problems related to capacity Share Capacity and volume RPS teaching slides - with practical demonstration to support reasoning Task: whole class demo and explore reasoning about capacity using PPT teaching slides

Phonics Learning goal: to revise the new phase 5 sounds learnt this term split digraphs **i-e/ o-e/ a-e/ u-e/ e-e**




	Monday	Tuesday	Wednesday	Thursday	Friday
Phonics and reading  Phonics Play User name: jan21 Password: home	Learning goal: to revise all phonemes Ph3 and Ph5 - i-e/ o-e Recap: play time challenge all Phase 3 and 5a phonemes Flashcards Time Challenge (phonicsplay.co.uk) Display and model writing words with i-e/ o-e	Learning goal: to revise spelling tricky words - some/come/were/there Recap: 'Quick write' phonemes from Phase 5a on white boards ay/ou/ie/ea/oy/ir/ue/aw Revise tricky words from Phase 5a	Learning goal: to revise all phonemes Ph3 and Ph5 - a-e/ u-e Recap: time challenge all Phase 3 and 5a phonemes Flashcards Time Challenge (phonicsplay.co.uk) Display and model writing words with a-e/ u-e	Learning goal: to revise all phonemes Ph3 and Ph5 - e-e and revise all split digraphs from this week Recap: 'Quick write' phonemes from Phase 5a on white boards ay/ou/ie/ea/oy/ir/ue/aw /wh/ph/ew/oe	Learning goal: to revise spelling tricky words - little/one/do/when/what/out Recap: time challenge all Phase 3 and 5a phonemes Flashcards Time Challenge (phonicsplay.co.uk) Revise tricky words from Phase 5a



Phonics Play User name: jan21 Password: home	Place sound buttons for blending - kite/ride/bone/hole Play Buried treasure with Buried Treasure (phonicsplay.co.uk)	some/come/were/there Play tricky word trucks to revise Tricky Word Trucks (phonicsplay.co.uk)	Place sound buttons for blending - bake/made/cube/rude Play Buried treasure with Buried Treasure (phonicsplay.co.uk)	Place sound buttons for blending - these/even/prize/home/delete/cave Play Picnic on Pluto with Picnic on Pluto (phonicsplay.co.uk)	little/one/do/when/what/out Play tricky word trucks to revise Tricky Word Trucks (phonicsplay.co.uk)
--	--	--	--	--	---


One week unit on Poetry - Spring poems


English   Poem to learn this week	Learning goal: to recognise a poem  Share introductory teaching slides - What is poetry? and read poetry together Task: children to illustrate a poem read to them 'Hello to Spring!'	Learning goal: to use our senses to collect vocabulary for poetry Undertake a Spring observation walk around school grounds, record using our senses words and phrases to support writing simple poems this week e.g bright yellow daffodils, beautiful blossom etc. Record ideas as a class and on task sheet below. Begin to learn the Spring poem (chant) on What is poetry? Ppt teaching slides and below	Learning goal: to read simple poems, using ideas to make a poetry word bank Re-cap poem to learn this week as a class. Chant this together! Read and share Spring Poems from What is poetry? And pdf -  Create class word bank of Spring words and phrases to support writing poetry Task: write up own mini Spring word bank	Learning goal: to write a shared class poem about Spring  Share Spring -What can you see ppt activity to intro task - shared class poem writing, using ideas from the week, CT to scribe class poem. Task: record class poem and illustrate ideas with own drawing	Learning goal: to write our own Spring shaped poetry Share teaching slides to introduce Shape poems, discuss ideas and share Spring shaped template for writing own shape poems Task:  Working with a partner, complete spring shaped poems using writing frames
--	---	--	---	--	---

<p>English Home Learning Poetry</p>	<p>Share Signs of Spring PowerPoint lesson here: Access this lesson using pin code: EM1290 at Twinkl Go</p> <p>Discuss ideas about Spring and record with words and pictures</p>	<p>Write a senses poem using the ideas collected about Spring yesterday.</p> <p>Use the Spring senses recording sheet on planning below to complete your own poem</p>	<p>Write your own counting poem - Year 1 - P2 - English - Catch Up Lessons - Home Learning with BBC Bitesize - BBC Bitesize</p> <p>Complete the activities 1, 2 and 3</p> <p>Learning focus - To understand what poems are and to write a counting poem.</p> <p>This lesson includes: an introduction to poems, a reminder about writing sentences and three independent activities to complete</p>
---	---	---	--

<p>Foundation subjects this week</p> <p>PE (Physical Education) and Art and Design</p>	<p>Monday PE 1:00-2:00</p> <p>PE Learning goal: to travel with a ball in different directions</p> <p>Invasion Games Unit Fairground Fun lesson 3 - Monorail</p>  <p>Access this lesson using pin code: SP7248 at Twinkl Go</p> <p>I can keep control of a ball as I follow a path. I can turn corners while travelling with a ball.</p>	<p>Maths - Learning goal: to begin comparing capacity and volume</p> <p>(Vocab - more/less/liquid full/half full/empty)</p> <p>Spr1.11.2 - Introducing capacity and volume on Vimeo</p> <p>Whole class Purple Mash quiz - introducing capacity</p>  <p>Purple Mash by 2Simple</p>	<p>Art Learning goal: to begin to explore sculpture</p> <p>What Is A Sculpture? - YouTube</p> <p>Watch and discuss ideas in short YouTube clip, then explore more about sculpture using Ppt- What is Sculpture?</p>  <p>Task - explore using different types of construction sets and equipment, making</p>	<p>Art Learning goal: to use a range of materials creatively to design and make products</p> <p>Share Ppt introducing Michelle Reader - share her way of using recycled materials, discuss her sculptures and materials used in her creations</p> <p>Divide class in two groups:</p> <p>Task 1 - using recycled materials children to create paper cardboard sculpture of a monster</p>	<p>Art Learning goal: to use a range of materials creatively to design and make products</p> <p>Recap learning - Who is Michelle Reader? How does she create her sculptures? What can we remember about how she works?</p> <p>Divide class in two groups:</p> <p>Task 1 - children to draw and sketch the ideas and materials used by Michelle Reader in her sculptures</p>
--	--	--	---	---	---

		Task: label and describe amounts of liquid more/less/ full/half full/empty	shared sculptures, both abstract and figurative models, name and share sculptures with the class, display as an art gallery around classroom.	Task 2 - children to draw and sketch the ideas and materials used by Michelle Reader in her sculptures 	Task 2 - using recycled materials children to create a paper cardboard sculpture of a monster 
Home learning	PE Learning at home How do I manage my emotions to improve in different challenges? (thenational.academy)	PE Learning at home How can I jump further and higher? (thenational.academy)	<p>Art at home - Sculpture</p> <p>Find out about a famous sculpture here: Who is Barbara Hepworth? - Who Are They? Tate Kids</p> <p>Then try to make your own paper sculpture Make a Paper Sculpture Tate Kids</p> <p>Find some different pieces of paper - watch the ideas on the video and create your own paper sculpture!</p>		

English Tuesday - senses in poetry

Spring Senses

I can see _____



I can hear _____



I can feel _____



I can smell _____



Poem to learn off by
heart this week

Spring

The wind told the grass
And the grass told the trees.

The trees told the bushes
And the bushes told the bees.

The bees told the robin
And the robin sang out clear,

"Wake up!
Wake up!
Spring is here!"



Spring page border to record ideas for
Spring poetry word bank and phrases.

