


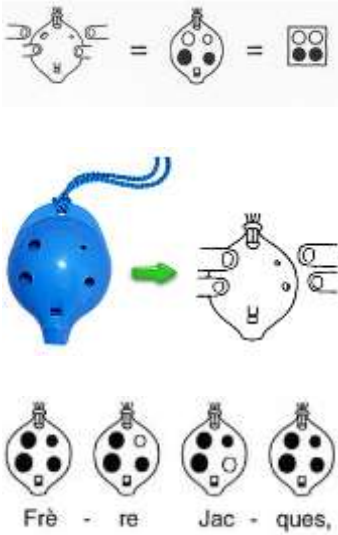











St Margaret's-at-Cliffe CP School - Class 1 w/c: 29.03.21



	Monday	Tuesday	Wednesday	Thursday	Friday
<p>Maths</p> 	<p>Learning goal: to recognise a quarter of a shape</p> <p>Access this lesson using pin code: DI2341 at Twinkl Go</p> <p>Recap half of shapes and introduce recognition of a quarter of a shape</p> <p>Task: practical, cut, stick and label quarters</p>	<p>Tuesday PE 9:00-10:00</p> <p>Multi Skills with DC</p> <p>(Outside lesson)</p> <p>See below for an online PE lesson for today.</p>	<p>Learning goal: to recognise and find halves and quarters of shapes</p>  <p>Share teaching slides - finding one quarter and multiple quarters</p> <p>Task: colour fractions</p>	 	
Phonics Learning goal: to revise the new phase 5 sounds learnt this term and alternative pronunciations for 'i' and 'o'					
	Monday	Tuesday	Wednesday	Thursday	Friday
<p>Phonics and reading</p>  <p>Phonics Play User name: jan21 Password: home</p>	<p>Learning goal: to revise all phonemes in Ph5</p> <p>Play flashcard challenge Flashcards Time Challenge (phonicsplay.co.uk)</p> <p>Explore the alternative pronunciation of the 'i' grapheme</p>	<p>Learning goal: to revise all phonemes in Ph5</p> <p>Play flashcard challenge Flashcards Time Challenge (phonicsplay.co.uk)</p> <p>Explore the alternative pronunciation of the 'o' grapheme</p>	<p>Learning goal: to revise all phonemes in Ph5</p> <p>Share Phase 5 song Phase 5 Sounds Song - YouTube</p>  <p>Recap the alternative pronunciation of the 'i' and 'o' graphemes</p>		


	<p>Play Acorn Adventures</p> <p>Acorn Adventures (phonicsplay.co.uk)</p>	<p>Play Acorn Adventures</p> <p>Acorn Adventures (phonicsplay.co.uk)</p>	<p>Play Cheeky Chimps for i/o alternative pronunciations</p> <p>Cheeky Chimps (phonicsplay.co.uk)</p>		
<p>English</p> <p>Wednesday Music - Introduce Ocarinas</p>	<p>Learning goal: to write descriptive sentences</p> <p>Busy Easter Fun</p> <p>Write a sentence to match each picture. Remember to use punctuation carefully.</p>  <p>Compose and rehearse sentences together as a whole class</p> <p>Task: writing descriptive sentences to match Easter pictures</p> 	<p>Learning goal: to Revise Phase 5 spelling using split digraphs</p> <p>Revise phonic learning from T4 reading and spelling words with split digraphs</p> <div data-bbox="658 798 1008 976"> <p>Lucy went to the park to go on the <input type="text"/></p> <p>The Queen sat on her <input type="text"/></p> </div> <p>Task: spell and write missing words in sentences using split digraph word bank</p>	<p>Learning goal Music: to introduce ocarinas</p> <p>Introduce the ocarinas, explore shape and holes and teach safety rules (Covid secure routine)</p> <p>Wear the cord around your neck to keep the ocarina handy and safe</p> <p>Breathe steadily into the mouthpiece to make your first sounds</p> <p>Then cover the holes as directed, to play notes and tunes.</p>	<p>Watch an introduction clip here:</p> <p>Ocarina Workshop Tips 1 - Your Ocarina - YouTube</p> 	 
English Home Learning	<div data-bbox="421 1267 573 1476"> </div> <div data-bbox="703 1308 1680 1391"> <p>Complete English tasks and activities from the Easter English Activity Booklet on school website, home learning for Class 1</p> </div>				

<p>Foundation subjects this week</p> <p>PE (Physical Education) and Art and Design</p>	<p>Monday PE 1:00-2:00</p> <p>Learning goal: to travel with a ball using my hands and feet and changing direction</p> <p>Invasion Games Unit Fairground Fun lesson 4 - Pinball, access this lesson using pin code: BW4061 at Twinkl Go</p> 	<p>Maths Learning goal - to recognise and find a quarter of a shape</p> <p>Task: recognise quarters, match and colour quarters, draw quarters recorded activity</p> 	<p>Tidy and clear classroom and cloakroom</p> <p>Early finish end of Term 4 1:50pm</p>	<div>   </div>
<p>Home learning</p>	<p>PE Learning at home</p> <p>How do I manage my emotions to improve in different challenges? (thenational.academy)</p>	<p>PE Learning at home</p> <p>How can I jump further and higher? (thenational.academy)</p>	<p>Sculpture - Part two Barbara Hepworth</p> <p>For information and resources, access this lesson using pin code: FW8651 at Twinkl Go</p> <div>  <div> <p>Watch this clip on YouTube about the style of work and her sculptures Barbara Hepworth - 'A New Form for Sculpture'</p> <p>Find out more about her life and work here: Who is Barbara Hepworth? - Who Are They? Tate Kids</p> </div> </div>	

Find a Quarter (1)



Draw a line to match the quarter to the rest of the whole shape.



Tick the hay bales that show quarters.



Find a Quarter (1)



Can you show quarters on the pigsties?



How many different ways can you show quarters?

Draw lines to show them.



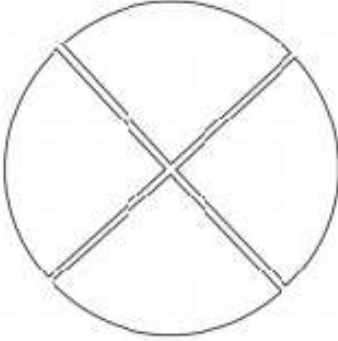
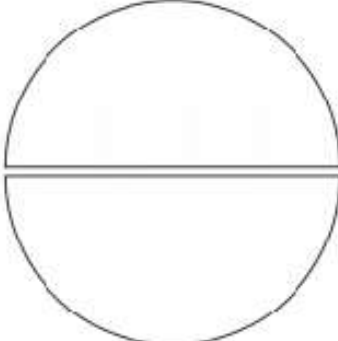
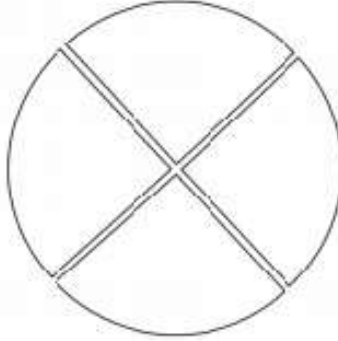
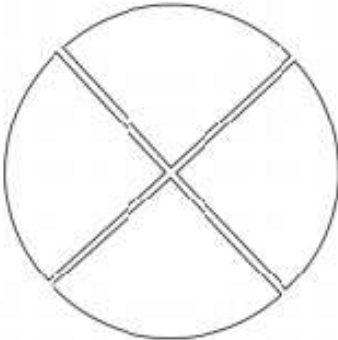
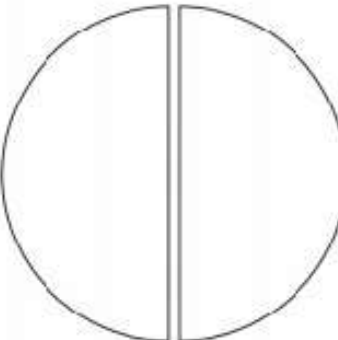

This is a quarter of my vegetable patch.



What could the whole patch look like?

My vegetable patch ideas
- What could the whole patch look like?

Read and Colour the Fractions

		
one quarter	one half	three quarters
		
one quarter	one half	whole

My Sculpture Design

○○○


Imagine that you are a sculptor. You are asked to design a huge sculpture for a gallery.

What would it look like? What materials would you use?

Draw and colour your design below.

My Design:

Materials:



My Abstract Family



Draw abstract versions of your family, in the style of Barbara Hepworth's The Family of Man. Use shapes to make up each person in your family.



The Family of Man (1970)
by Barbara Hepworth.