







EYFS-Weekly Plan

Class Teachers: Mrs Collins and Mrs Wallis
Teaching Assistant: Miss Woodward

W/C 26/04/21	Monday	Tuesday	Wednesday	Thursday	Friday
<p>Phonics Phase 3</p> <p>I can read words and simple sentences.</p>	<p>Learning goal: to learn phase 3 letters and sounds</p> <p><u>Flash cards</u></p> <p><u>ng</u></p> <p>Introduce the ng digraph. Write ng the air and on their whiteboards.</p> <p>Play Buried Treasure. Words: ring king, sing, rang, bang, fong, ying, pung, ning, ling</p> <p>Read the following sentence: Nan is sitting in the rocking chair.</p>	<p>Learning goal: to learn phase 3 letters and sounds</p> <p><u>Flash cards</u></p> <p><u>ai</u></p> <p>Introduce the ai digraph. Write ai in the air and on their whiteboards.</p> <p>Play sound buttons. Words: wait, hail, pain, aim, sail, main, tail, rain, bait.</p> <p>Read the following sentence: Sam got wet in the rain.</p>	<p>Learning goal: to learn phase 3 letters and sounds</p> <p><u>Flash cards</u></p> <p><u>ee</u></p> <p>Introduce the ee digraph. Write ee in the air and on their whiteboards.</p> <p>Play Buried Treasure. Words: see, feel, weep, feet, meet, deep, ree, leeb, deet, meep</p> <p>Read the following sentence: A lot of rain fell this week.</p>	<p>Learning goal: to learn phase 3 letters and sounds</p> <p><u>Flash cards</u></p> <p>Tricky words: was, my</p> <p><u>Tricky Words Song</u></p> <p>Read the following sentences: My rat was mad at the vet. The rain was a pain. I need to feed my cat and my dog.</p>	<p>Learning goal: to learn phase 3 letters and sounds</p> <p><u>Flash cards</u></p> <p>Revise - ng, ai, ee Write in the air and on their whiteboards.</p> <p><u>Phase 3 Song</u></p> <p>Play <u>Countdown</u>. Words: hail, rain, tail, main, pain, see, feel, weep, feet, keep.</p>
Phonics Videos for home - https://lettersandsounds.org.uk/for-home/reception					
<p>Literacy</p> <p>I can attempt to write short sentences</p> <p>I can answer 'how' and 'why' questions in response to stories</p>	<p>Input: model writing the key words from the traditional story - Jack, giant</p> <p>Show a picture prompt (PowerPoint) from the story - What can you spot? Write the words to form a sentence on your whiteboard.</p> 	<p>Input: model writing the key words from the traditional story - bean, magic</p> <p>Show a picture prompt (PowerPoint) from the story - What can you spot? Write the words to form a sentence on your whiteboard.</p> 	<p>Input: model writing the key words from the traditional story - beanstalk, castle</p> <p>Show a picture prompt (PowerPoint) from the story - What can you spot? Write the words to form a sentence on your whiteboard.</p> 	<p>Input: model writing the key words from the traditional story - hen, harp</p> <p>Show a picture prompt (PowerPoint) from the story - What can you spot? Write the words to form a sentence on your whiteboard.</p> 	<p>R.E</p> <p>Where do we belong? I can talk about how babies are welcomed.</p> <p>Ask children with younger siblings to explain how they felt when their new baby came. What new things did they have to do when the baby arrived? Show the children some new baby cards, baptism certificate etc.</p> <p>Share and discuss the following video.</p>



EFYS-Weekly Plan

Class Teachers: Mrs Collins and Mrs Wallis
Teaching Assistant: Miss Woodward

Weekly English Task

Choose a picture from the story and write one or two short sentences.



If you are learning from home:

Complete [5-8](#) based on another traditional tale: The Three Billy Goats Gruff

Maths

I can subtract two single-digit numbers.

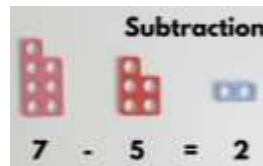
Starter- 1 more/less [Game](#)



Introduction to subtraction.
Model subtraction using cubes/counters/Numicon.

Starter- Sit in a circle and count backwards from 20.

Pick two Numicon out of the bag. Which one is the biggest? E.g. 4. Then use the smaller number to take away.



Starter- [Missing numbers](#).



Give each pair of children a number line.
Display a number sentence for the children to solve.
E.g. 8- 2=

Starter- [Subtraction Game](#)



If Jack had 6 eggs in an egg box and 2 were broken, How many would he have left?
Repeat with different numbers.

PSHE

I can think of ways to solve problems and stay friends.

[Listen](#) to 'George and Martha: The Complete Stories of Two Best Friends'. Stop at strategic points of the book. E.g. When the friend's interactions are not always perfect.

Have you ever argued/fallen out with a friend? What happened? Why? How did you feel? How did you make friends again?



Weekly Maths task

Choose two Numicon shapes. Then subtract the smallest number from the biggest number. The children can use a number line for support.





EYFS-Weekly Plan

Class Teachers: Mrs Collins and Mrs Wallis
Teaching Assistant: Miss Woodward

<p style="text-align: center;"><u>If you are learning from home:</u></p> <p style="text-align: center;">Daily Date Chart- https://www.ictgames.com/mobilePage/dateChart/index.html Lesson at Home - Please click here.</p>					
<u>Discovery Time</u>	<p>Tuff Tray: See below</p> <p>UW: Planting seeds.</p> <p>PD: Playdough challenges.</p> <p>EAD: Story themed paintings.</p> <p>Maths: Measure bean stalks with cubes.</p> <p>CL +Literacy: Role-play area- Home corner + Traditional tales</p> <p>Phonics: Reading Game</p>	<p>Tuff Tray: See below</p> <p>UW: Planting seeds.</p> <p>PD: Playdough challenges.</p> <p>EAD: Story themed paintings.</p> <p>Maths: Measure bean stalks with cubes.</p> <p>CL +Literacy: Role-play area- Home corner + Traditional tales</p> <p>Phonics: Reading Game</p>	<p>Tuff Tray: See below</p> <p>UW: Planting seeds.</p> <p>PD: Playdough challenges.</p> <p>EAD: Story themed paintings.</p> <p>Maths: Measure bean stalks with cubes.</p> <p>CL +Literacy: Role-play area- Home corner + Traditional tales</p> <p>Phonics: Reading Game</p>	<p>Tuff Tray: See below</p> <p>UW: Planting seeds.</p> <p>PD: Playdough challenges.</p> <p>EAD: Story themed paintings.</p> <p>Maths: Measure bean stalks with cubes.</p> <p>CL +Literacy: Role-play area- Home corner + Traditional tales</p> <p>Phonics: Reading Game</p>	<p>Tuff Tray: See below</p> <p>UW: Planting seeds.</p> <p>PD: Playdough challenges.</p> <p>EAD: Story themed paintings.</p> <p>Maths: Measure bean stalks with cubes.</p> <p>CL +Literacy: Role-play area- Home corner + Traditional tales</p> <p>Phonics: Reading Game</p>
<u>Tuff Tray Ideas</u>	<div style="display: flex; justify-content: space-around;">   </div>				