






Year 3 Term 5 Week 2  
Week beginning 26.04.21

	Monday	Tuesday	Wednesday	Thursday	Friday
<b>Vocabulary Ninja – Word of the Day</b>	<p>A new word of the day on each PowerPoint screen – starting with Grasshopper words for years 3/4. These can be found in PowerPoint or pdf format <a href="#">here</a>.</p> <p>Children write the word, write the definition and use the word in their own unique sentence. They also look at the synonyms, antonyms, prefixes and suffixes associated with the word and see if there are any others they can find.</p>				
<b>English</b>  <u>Castle on the Hill</u>	<p><b><u>WALT: be able to write for a range of purposes.</u></b></p> <p>Re-tell the story using the actions learnt last week. You could also use the props you made last week.</p> <p>Using your story map write the beginning of the story.</p>	<p><b><u>WALT: be able to write for a range of purposes.</u></b></p> <p>Re-tell the story using the actions and/or props.</p> <p>Using your story map write the rest of the story.</p> <p>Remember to organise your paragraphs.</p>	<p><b><u>WALT: be able to discuss and record ideas.</u></b></p> <p>Re-tell the story using the actions.</p> <p>Make simple adaptations to the story. For example, you could change what the character hide behinds, the castle and the setting.</p>	<p><b><u>WALT: be able to discuss and record ideas.</u></b></p> <p>Re-tell the story orally and with the actions.</p> <p>Create a story map, using your own adaptations.</p> 	<p><b><u>WALT: be able to discuss and record ideas.</u></b></p> <p>Re-tell the story orally and with the actions.</p> <p>Finish your story map from yesterday.</p> 
<b>Maths</b>	<p>Starter – Play <a href="#">Hit the Button</a>. Choose an activity.</p> <p><b><u>WALT: recognise, find, name and write fractions of quantities.</u></b></p> <p>Click <a href="#">here</a> to watch the video and complete the activity.</p>	<p>Starter – Play <a href="#">Hickory Dickory Clock</a>. Choose a level.</p> <p><b><u>WALT: recognise, find, name and write fractions of quantities.</u></b></p> <p>Click <a href="#">here</a> to watch the video and complete the activity.</p>	<p>Starter – Play <a href="#">Hit the Button</a>. Choose a different activity from Monday.</p> <p><b><u>WALT: recognise, find, name and write fractions of quantities and shape.</u></b></p> <p>Click <a href="#">here</a> to watch the video and complete the activity.</p>	<p>Starter – Play <a href="#">Hickory Dickory Clock</a>. Choose a level.</p> <p><b><u>WALT: recognise, find, name and write fractions of quantities and shape.</u></b></p> <p>Click <a href="#">here</a> to watch the video and complete the activity.</p>	<p>Starter – Play <a href="#">Hit the Button</a>. Choose a different activity from Monday and Wednesday.</p> <p><b><u>WALT: explain simple equivalences.</u></b></p> <p>Click <a href="#">here</a> to watch the video and complete the activity.</p>
<b>Times Tables</b>	Continue to practise your times tables throughout the week by playing on <a href="#">Times Table Rock Stars</a> .				

<b>Spelling</b>	Play Look, Cover, Write <a href="#">here</a> to spell different tricky words (common exception words). Choose your own level. If you feel you still need to work on your phonics, you can listen to and watch Mr T's Phonics videos <a href="#">here</a> to recap alternative spellings.				
<b>Topic</b>	<p><b><u>Computing</u></b>  <b><u>WALT: understand how the internet can be used in effective communication.</u></b></p> <p>Continue your research online about castles from last week. You can make notes on paper or on a Word document and save it.</p> <p>You might like to start creating your castle PowerPoint presentation.</p> <p>*Remember if anything pops up that you are not sure of ask an adult for help.</p>	<p><b><u>History - Castles</u></b>  <b><u>WALT: use the internet, photos and videos to find out about a period in the past.</u></b></p> <p>What is a castle?          Click on the link below to find out.  <a href="#">Castles for Kids: What is a Castle? Medieval History for Children - FreeSchool - YouTube</a></p> <p>Click on the link below and look through the Castle PowerPoints.</p> <p>Which castle would you like to live in?          Can you design your own castle?</p> <p>Access this lesson using pin code: <b>GG4710</b> at <a href="#">Twinkl Go</a></p> <p>Click <a href="#">here</a> to watch a Minecraft time lapse of Dover Castle being built.</p>	<p><b><u>P.E</u></b>  <b><u>WALT: be able to develop technique.</u></b></p> <p>Click <a href="#">here</a> to do P.E with Joe Wicks</p> <p><b><u>Striking and Fielding</u></b></p> <p>Can you find out the about the game of Cricket?</p>	<p><b><u>Music</u></b>  <b><u>WALT: recognise and use a range of pitch.</u></b></p> <p>Click on the link below.  <a href="#">What is pitch? (thenational.academy)</a></p>	<p><b><u>P.E</u></b>  <b><u>WALT: be able to develop technique.</u></b></p> <p>Click <a href="#">here</a> to join in with a Just Dance.</p> <p><b><u>Striking and Fielding</u></b></p> <p>Can you find out the game of Rounders?</p> <p>What are the similarities and differences between Cricket and Rounders?</p> <p><b><u>Golden Time</u></b></p> <p>Well done on all your hard work this week.          Have a lovely weekend!          😊</p>

# Castle on the Hill



Hiding behind a tree, I gazed up towards the creepy castle standing crooked on the hill. Wondering what lies behind those wooden doors.

My eyes scanned the tall turrets and the grey stone walls made me shiver with fear. All of a sudden a rumble of thunder shook the earth and a flash of lightening sped through the sky. CRASH! BANG! I pulled my jacket tight around my body.

“What should I do?” I whispered to myself. “Should I go back into the forest for shelter or should I brave the trek to the castle?” Just then I heard a howling noise coming from the trees behind me... I am not going back there I thought. Therefore, I made my way up the curvaceous path. Sometimes I felt like turning back but inside me something kept saying be brave!

Finally, I reached the door. My eyes looked at the dark, wooden doors. Slowly, my hand reached for the door knock. I was shaking like a leaf. Rain dripped off my clothes. Just then I heard something moving closer to the door...