






Year 3 Term 5 Week 4  
Week beginning 10.05.21

	Monday	Tuesday	Wednesday	Thursday	Friday
<b>Vocabulary Ninja – Word of the Day</b>	<p>A new word of the day on each PowerPoint screen – starting with Grasshopper words for years 3/4. These can be found in PowerPoint or pdf format <a href="#">here</a>.</p> <p>Children write the word, write the definition and use the word in their own unique sentence. They also look at the synonyms, antonyms, prefixes and suffixes associated with the word and see if there are any others they can find.</p>				
<b>English</b>	<p>Using your learning over the past few weeks about Castles, you are going to research, plan and then present a non-chronological report about Dover Castle on a non-chronological report. As long as the information is about Dover Castle you can include whatever you like. Click <a href="#">here</a> to watch a video about non-chronological reports.</p> <p>You might like to do some further research online or in books. You could go on the English Heritage Dover Castle website <a href="#">here</a> and watch the video <a href="#">here</a> about Dover Castle.</p> <p>I have included a PowerPoint with some examples of double page spreads. You can make them very colourful, include pictures, you could make little envelopes, pockets or lift up flaps to put key facts in, you can draw diagrams, include maps, ‘did you know’ facts and use bubble writing. Combine your English skills with your art and craft skills. However you choose to present yours, remember to have a new paragraph for each new piece of information.</p> <p style="text-align: center;">This is your project, so decide what you like from the examples, be creative and turn it into your own! 😊</p> <div style="display: flex; justify-content: space-between; align-items: center;">   </div>				
<b>Maths</b>	<p>Starter – Play <a href="#">Daily 10</a>. Choose a level and an activity.</p> <p><b><u>WALT: add numbers with 3 digits.</u></b></p> <p>Adding two 3-digit numbers (without regrouping)</p> <p>Click <a href="#">here</a> to watch the video and complete the activity.</p>	<p>Starter – Play <a href="#">Daily 10</a>. Choose a level and a different activity.</p> <p><b><u>WALT: add numbers with 3 digits.</u></b></p> <p>Adding two 3-digit numbers (regrouping in one column)</p> <p>Click <a href="#">here</a> to watch the video and complete the activity.</p>	<p>Starter – Play <a href="#">Daily 10</a>. Choose a level and a different activity.</p> <p><b><u>WALT: add numbers with 3 digits.</u></b></p> <p>Adding two 3-digit numbers (regrouping in multiple columns)</p> <p>Click <a href="#">here</a> to watch the video and complete the activity.</p>	<p>Starter – Play <a href="#">Daily 10</a>. Choose a level and a different activity.</p> <p><b><u>WALT: subtract numbers with 3 digits.</u></b></p> <p>Subtracting two 3-digit numbers (without regrouping)</p> <p>Click <a href="#">here</a> to watch the video and complete the activity.</p>	<p>Starter – Play <a href="#">Daily 10</a>. Choose a level and a different activity.</p> <p><b><u>WALT: subtract numbers with 3 digits.</u></b></p> <p>Subtracting 3-digit numbers (regrouping tens to ones)</p> <p>Click <a href="#">here</a> to watch the video and complete the activity.</p>
<b>Times Tables</b>	<p>Continue to practise your times tables throughout the week by playing on <a href="#">Times Table Rock Stars</a>.</p>				

<b>Spelling</b>	Play Violet's Vowel Suffixes <a href="#">here</a> . Play the demonstrations to help you and then play the different games. If you feel you still need to work on your phonics, you can listen to and watch Mr T's Phonics videos <a href="#">here</a> to recap alternative spellings.				
<b>Topic</b>	<p style="text-align: center;"><b><u>Computing</u></b></p> <p><b><u>WALT: understand how the internet can be used in effective communication.</u></b></p> <p>Research online about Dover Castle and make notes for your non-chronological report.</p> <p>*Remember if anything pops up that you are not sure of ask an adult for help.</p>	<p style="text-align: center;"><b><u>History - Castles</u></b></p> <p><b><u>WALT: use the internet, photos and videos to find out about a period in the past.</u></b></p> <p>Watch the video <a href="#">here</a> about Dover Castle.</p> <p>Read through the PowerPoints about Dover Castle <a href="#">here</a> and <a href="#">here</a>.</p> <p>Make a mind map about what you have learnt about Dover Castle.</p> <p>Click <a href="#">here</a> to watch a Minecraft time lapse of Dover Castle being built.</p>	<p style="text-align: center;"><b><u>P.E</u></b></p> <p><b><u>WALT: be able to develop technique.</u></b></p> <p>Click <a href="#">here</a> to do P.E with Joe Wicks</p>	<p style="text-align: center;"><b><u>Science</u></b></p> <p><b><u>WALT: identify the forces of acting objects.</u></b></p> <p>Click on the link below, read through the PowerPoint and then complete the activity sheets.</p> <p style="text-align: center;">Access this lesson using pin code: <b>GG4105</b> at <a href="#">Twinkl Go</a></p>	<p style="text-align: center;"><b><u>P.E</u></b></p> <p><b><u>WALT: be able to develop technique.</u></b></p> <p>Click <a href="#">here</a> to join in with a Just Dance.</p> <p style="text-align: center;"><b>Golden Time</b></p> <p>Well done on all your hard work this week. Have a lovely weekend! 😊</p>