






St Margaret's-at-Cliffe CP School - Class 1 Term 5 w/c: 17.05.21



	Monday	Tuesday	Wednesday	Thursday	Friday
Maths 	WALT: count, read and write numbers to 20 in numerals and words Task: practical lesson - matching number words to numicom and cubes	Tuesday PE 9:00-10:00 Multi Skills with DC (Outside lesson) See below for an online PE lesson for today.	WALT: recall addition facts within 20 and work out the value of a missing number Task: using a number line to add numbers within 20 (missing numbers)	WALT: recall subtraction facts within 20 Task: revise using a number line to subtract, crossing over ten.	WALT: add 1-digit numbers to 20, including zero using manipulatives or pictorial representations Task:
Maths Home Learning	Numbers to 20 (knowing the counting sequence) - Year 1 - P2 - Maths - Home Learning with BBC Bitesize - BBC Bitesize and watch the Numberblocks here: BBC iPlayer - Numberblocks - Series 4: I Can Count to Twenty		To add by counting on using a number line (thenational.academy)	To subtract by counting back using a number line (thenational.academy)	To use mathematical models and strategies for addition (thenational.academy)
	Monday	Tuesday	Wednesday	Thursday	Friday
Daily warm up' to each lesson - use any of the links below: Phase 5 song Phase 3 digraphs The alphabet song Flashcards/time trial - https://www.phonicsplay.co.uk/resources Daily phonics carousel to rehearse phase 5 phonemes.					
Phonics and reading 	WALT: be able to explore alternative pronunciation of the er grapheme Flashcards time challenge www.phonicsplay.co.uk	WALT: be able to explore alternative pronunciation of the a grapheme. Flashcards time challenge www.phonicsplay.co.uk	WALT: be able to explore alternative pronunciation of the y grapheme Flashcards time challenge www.phonicsplay.co.uk	WALT: be able to explore alternative pronunciation of the ch graphemes Flashcards time challenge www.phonicsplay.co.uk	WALT: read and spell the tricky words: many, laughed, because, different, any, eyes, friends, once, please Flashcards time challenge www.phonicsplay.co.uk
Phonics Play					

	<p>Practise sorting words into lists by the way the er grapheme is pronounced. Words: letter, hammer, ladder, feather, boxer, herbs, stern, jerk, germ, her. Acorn Adventures.</p>	<p>Teach alternative pronunciations for the a grapheme. Sort words into lists by the way the a grapheme is pronounced. Words: hat, splash, band, laptop, grand, bacon, apron, angel, apricot, bagel, fast, bath, grass, after, path, was, what, squad, want, wander. Acorn Adventures.</p> <p>Read sentences together with a (in phonics resources)</p>	<p>Teach alternative pronunciations for the y grapheme. Practise sorting words into lists by the way the y grapheme is pronounced. Words: yes, yell, yawn, yellow, yet, by, why, dry, reply, sky, gym, crystal, pyramid, myth, happy, funny, hairy, smelly, crunchy. Acorn Adventures.</p> <p>Read sentences together with y (in phonics resources)</p>	<p>Teach alternative pronunciations for the ch grapheme. Practise sorting words into lists by the way the ch grapheme is pronounced. Words: church, chick, crunch, pinch, chirping, school, chemist, chord, chorus, technical, chef, chalet, brochure, machine. Acorn Adventures.</p> <p>Read sentences together with ch (in phonics resources)</p>	<p>Practise reading and writing the tricky words. Children to add sound buttons and identify which part of the word is 'tricky'</p> <p>Read sentences together with tricky words (in phonics resources)</p>
<p>Phonics Home learning</p>	<p style="text-align: center;">https://www.youtube.com/channel/UCP_FbjYUP_UtldV2K_-niWw/featured</p> <p style="text-align: center;">Follow the Spring Year 1 phonics videos: 47-51 (r/w, s/st, c/ch, ey/ee, review the week)</p>				
<p>English</p> <p>Traditional Tales - Little Red Riding Hood</p>	<p>Big Write - over 2 days</p> <p>WALT: be able to sequence sentences to form short narratives</p>  <p>Task: Re-tell story of Little Red Riding Hood</p>	<p>WALT: be able to listen and discuss a range of stories</p> <p>Task: using 'The Wolf's Story' - children to work in small groups discussing and comparing story events with Little Red Riding Hood traditional version</p>	<p>WALT: to be able to write in a variety of different genres.</p> <p>Task: Design and make a wanted poster for The Wolf, use character descriptions from last week.</p>	<p>WALT: be able to add suffix ing to a root word where no change is needed in spelling.</p> <p>Task: Read and spell words with the suffix ing.</p>	

English
Home
Learning

Traditional tales unit: Jack & the Beanstalk lessons 1-5
<https://classroom.thenational.academy/subjects-by-year/year-1/subjects/english>

Foundation subjects this week	PE (outside 1:00-2:00) Athletics, running and jumping unit Lesson 3 WALT: jump for height Running with changes of speed and direction, jumping hurdles and lengths	Maths - WALT: count, read and write numbers to 20 in numerals and words Task: number writing to 20 - matching activity	PSHE - WALT: understand that medicines can help if we feel poorly and how to use them safely Task: sorting activity, medicine and not medicine	Computing WALT: understand the functionality of the basic direct keys Task: Using challenges 3 and 4 (Purple Mash 2Go) create and debug a set of instructions and begin to use additional direction keys as part of their algorithm.	PSHE - WALT: keep safe when crossing the road, and about people who can help me to stay safe Task: share road safety rules, model road crossing activities, sequence pictures and make road crossing puppets.
Home learning For PE and PSHE	Revise our learning on position and direction with this super mover routine KS1 Maths: Position & Direction - BBC Teach	PSHE- medicine safety lesson click here : Access this lesson using pin code: FC6482 at Twinkl Go PSHE- road safety lesson click here : Access this lesson using pin code: VB6380 at Twinkl Go			