






EYFS-Weekly Plan






Class Teachers: Mrs Collins and Mrs Wallis
Teaching Assistant: Miss Woodward

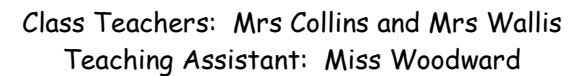
W/C 24/05//21	<u>Monday</u>	<u>Tuesday</u>	<u>Wednesday</u>	<u>Thursday</u>	<u>Friday</u>
Phonics Phase 3 I can read words and simple sentences.	Learning goal: to learn phase 3 letters and sounds <u>Flashcards</u> Introduce ear Get children to write ear in the air and on whiteboards. Play Soundbuttons. Words: ear, dear, fear, hear, gear, near, tear, year, rear, beard.	Learning goal: to learn phase 3 letters and sounds <u>Flashcards</u> Revise ear using the phase 3 sound button cards. Play <u>Buried Treasure</u> with the following words: ear, hear, dear, gear, year, near, fear, earwax, heard, thear	Learning goal: to learn phase 3 letters and sounds Quickwrite sounds: sh, ch, th, ng, ai, ee, igh, oa, oo, ar, or, ur, ow, oi, ear Revise sounds from quick write using sound button cards.	Learning goal: to learn phase 3 letters and sounds Quickwrite sounds: sh, ch, th, ng, ai, ee, igh, oa, oo, ar, or, ur, ow, oi, ear Revise sounds from quick write using sound button cards.	Learning goal: to learn phase 3 letters and sounds Quickwrite sounds: sh, ch, th, ng, ai, ee, igh, oa, oo, ar, or, ur, ow, oi, ear Revise sounds from quick write using sound button cards.
Phonics Home Learning Phonics Videos for home - https://lettersandsounds.org.uk/for-home/reception					
Literacy I can use my phonic knowledge to write words. I can write simple sentences. I can answer 'how' and 'why' questions in response to stories	Cinderella Re-read part of the story with the Fairy Godmother. Model writing a thank you letter to the Fairy Godmother. 	Cinderella Sentence building game. Mix up a sentence and practise reading them to the children. Model putting them in the right order with a full stop. 	Cinderella Model Hot seating as Cinderella- (mask.) Can the children ask questions? 	Cinderella <u>Listen</u> to an alternative version of the story. How are they similar/different? How are the characters different/similar in appearance and personality?	PSHE I know how to be a good friend. <u>Listen</u> to the song about friendship. What does being a friend mean? What things should you do? What things shouldn't you do? Ask the children to walk around the room. When the music stops, find a friend and tell them why you like them.
Weekly Literacy task Write a thank you letter to the Fairy Godmother.					




EYFS-Weekly Plan

Class Teachers: Mrs Collins and Mrs Wallis
Teaching Assistant: Miss Woodward

					
	<p align="center">Literacy Home Learning</p> <p align="center">Please click here and follow lessons 1-5.</p>				
<p>Maths</p> <p>Maths Assessment</p>	<p>Starter- Counting song.</p> <p>Revise addition. Display addition sentences. E.g. $5 + 3 =$ Numberline/numicon for support.</p>	<p>Starter- Ordering numbers.</p> <p>Revise subtraction. Display subtraction sentences. E.g. $8 - 3 =$ Numberline/Numicon for support.</p>	<p>Starter- Counting song.</p> <p>Revise Position. Ask the children to stand in different positions. E.g. Stand in front of the fence. Stand behind the twigwam.</p>	<p>Starter- Ordering numbers.</p> <p>Revise patterns. Patterns Game</p> 	<p>END OF TERM REWARD</p> 
	<p align="center">Weekly Maths Task</p> <p align="center">Complete the maths activity mats.</p> 				



	<p align="center">Maths Home Learning</p> <p align="center">Daily Date Chart- https://www.ictgames.com/mobilePage/dateChart/index.html</p> <p align="center">Lesson at Home - Please complete the main lessons above.</p>					
<u>Discovery Time</u>	<p>Tuff Tray: See below</p> <p>UW: Talk about wedding celebrations and traditions. Encourage the children to talk about weddings they may have been to and share their experiences and ideas.</p> <p>PD: Playdough mats/washing up like Cinderella</p> <p>EAD: Create a dress for Cinderella.</p> <p>Maths: Cinderella time sequencing</p> <p>CL +Literacy: Role-play area- Home corner + Traditional tales</p> <p>Phonics: Tricky words game.</p>	<p>Tuff Tray: See below</p> <p>UW: Talk about wedding celebrations and traditions. Encourage the children to talk about weddings they may have been to and share their experiences and ideas.</p> <p>PD: Playdough mats/washing up like Cinderella</p> <p>EAD: Create a dress for Cinderella.</p> <p>Maths: Cinderella time sequencing</p> <p>CL +Literacy: Role-play area- Home corner + Traditional tales</p> <p>Phonics: Tricky words game.</p>	<p>Tuff Tray: See below</p> <p>UW: Talk about wedding celebrations and traditions. Encourage the children to talk about weddings they may have been to and share their experiences and ideas.</p> <p>PD: Playdough mats/washing up like Cinderella</p> <p>EAD: Create a dress for Cinderella.</p> <p>Maths: Cinderella time sequencing</p> <p>CL +Literacy: Role-play area- Home corner + Traditional tales</p> <p>Phonics: Tricky words game.</p>	<p>Tuff Tray: See below</p> <p>UW: Talk about wedding celebrations and traditions. Encourage the children to talk about weddings they may have been to and share their experiences and ideas.</p> <p>PD: Playdough mats/washing up like Cinderella</p> <p>EAD: Create a dress for Cinderella.</p> <p>Maths: Cinderella time sequencing</p> <p>CL +Literacy: Role-play area- Home corner + Traditional tales</p> <p>Phonics: Tricky words game.</p>	<p>Tuff Tray: See below</p> <p>UW: Talk about wedding celebrations and traditions. Encourage the children to talk about weddings they may have been to and share their experiences and ideas.</p> <p>PD: Playdough mats/washing up like Cinderella</p> <p>EAD: Create a dress for Cinderella.</p> <p>Maths: Cinderella time sequencing</p> <p>CL +Literacy: Role-play area- Home corner + Traditional tales</p> <p>Phonics: Tricky words game.</p>	
<u>Tuff Tray Ideas</u>						



EYFS-Weekly Plan

Class Teachers: Mrs Collins and Mrs Wallis
Teaching Assistant: Miss Woodward